


City of Wilsonville Police

VOLUME 2 | ISSUE 10 | PUBLISHED NOVEMBER 10, 2019 | **October 2019**

Wilsonville Police responded with Tualatin Valley Fire and Rescue on October 11 to an apartment fire at Boulder Creek. The fire was quickly controlled and no one was hurt.



Elite Realty Group in Wilsonville hosted what we hope was the First Annual Scavenger Hunt for Halloween in Wilsonville, an event designed by Austin Jacobsen. The police department played its role in Clue #5 and by donating a winning prize, a Ring camera. If you participated in the hunt, maybe this picture is familiar.



And the winners were ...the students.




Our "Ultimate Snackdown" contest ended and we were part of the effort to deliver a large amount of snack food to a local elementary school. Partnering with Public works, we were able to beat Wilsonville Parks and Recreation -- *still love you guys!* A big thanks to Elite Realty Group for their donation.

Got Drugs? National Rx Drug Take

Back Day was held October 26. The Wilsonville Police Department has an Rx Surrender drop available daily to its citizens, with a marked metal box located inside its building at 30000 SW Town Center Lp E. We take in more than 600-lbs of medication yearly, which we box up and surrender for incineration. It's free, it's safe, and it's anonymous. Please, **no sharps, no liquids.**



#SchoolBusSafetyWeek.



On October 22, we joined forces with Sheriff's Craig Roberts to remind folks to slow down in speed zones and be cautious around school buses. You might have seen them--Officer Ben Toops on his bike and Sheriff Roberts in his car--keeping an eye on traffic around town during the morning commute.

Wilsonville October 2019



City of Wilsonville Police Department

30000 SW Town Center Loop E
Wilsonville, OR 97070

In Partnership with

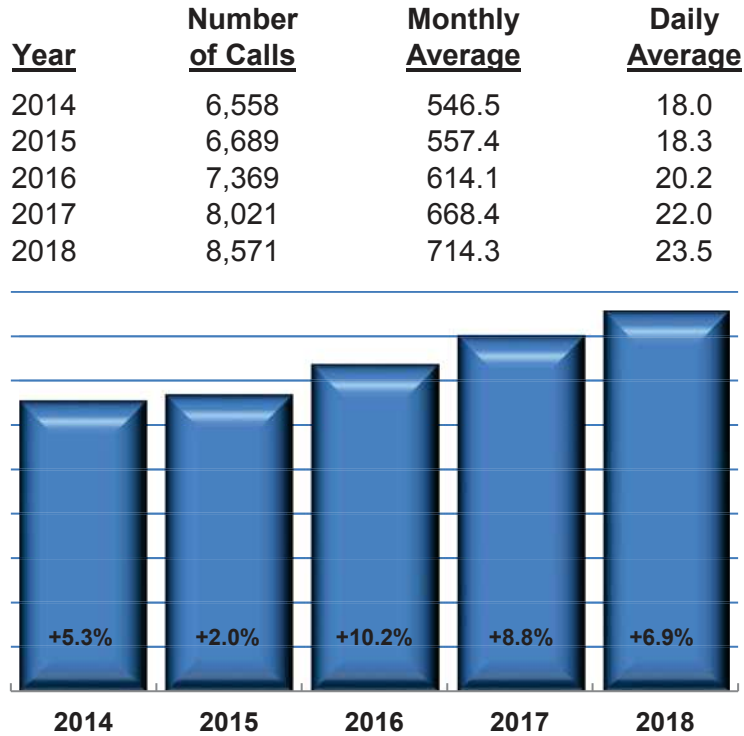


**Clackamas County
Sheriff's Office**

Monthly Summary

During October 2019, the Clackamas County Sheriff's Office provided law enforcement service to the City of Wilsonville on a 24 hour a day basis. During this time deputies assigned to Wilsonville responded to 710 calls for service, which was an average of 22.9 calls a day.

Below is a chart showing the number of calls for service in the City during the last 5 years.



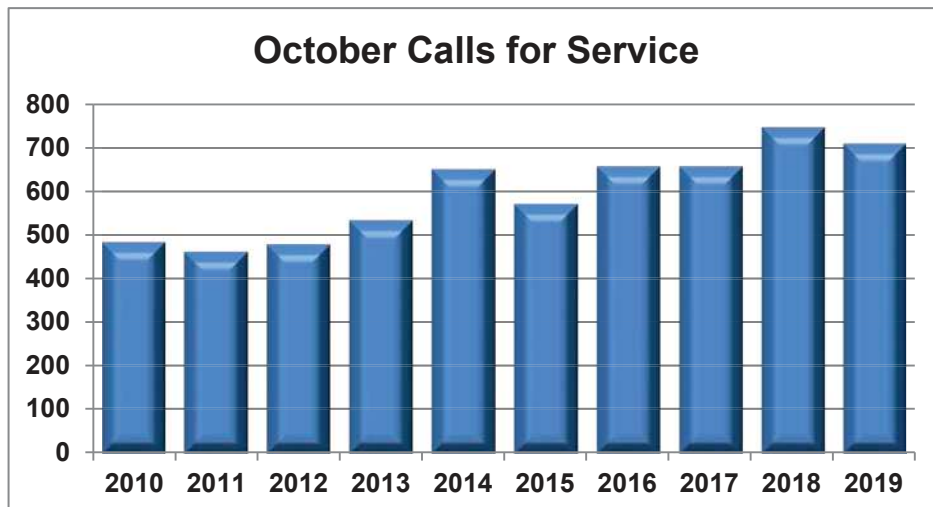
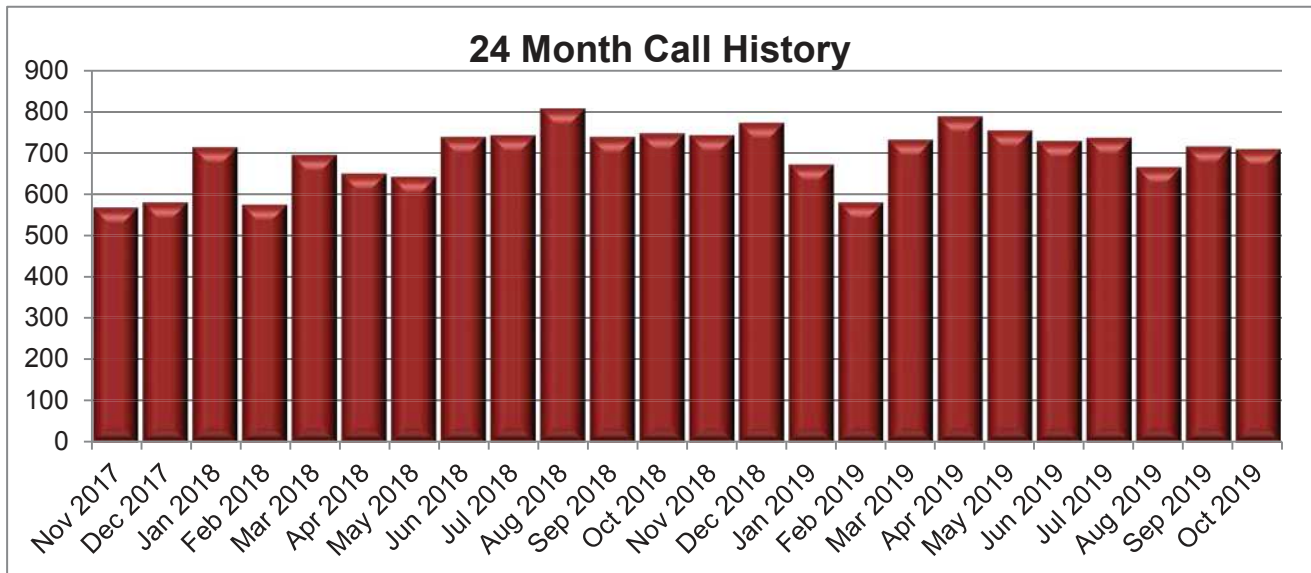
An overall look at the shift activity shows the following percentages of calls taken, traffic stops made and reports written for October.

	<u>Percentage of Calls Taken</u>	<u>Percentage of Traffic Stops</u>	<u>Percentage of Reports Written</u>
Graveyard	17.9%	17.0%	8.8%
Day Shift	48.0%	34.8%	58.1%
Swing Shift	34.1%	48.2%	32.9%



Calls for Service

Number of Calls Per Shift	October 2019	October 2018	Monthly Average 2018
Graveyard (2100-0700)	127	161	139.6
Day Shift (0700-1700)	341	354	336.3
Swing Shift (1100-0300)	242	233	238.4
Monthly Total	710	748	714.3
Daily Average	22.9	24.1	23.5



Types of Calls

This chart shows the types of calls for service during the month. These calls do not reflect actual criminal activity. In some cases the call was dispatched as a particular type of incident, but it was later determined to be of a different nature.

Type of Call	October 2019	October 2018	2018 Monthly Avg.
Alarm	52	68	67.4
Assist Public	52	48	48.7
Theft	48	40	53.3
Parking Complaint	50	47	49.8
Welfare Check	37	33	32.8
Property Investigation	35	19	17.8
Traffic Crash	34	37	32.8
Assist Agency	32	18	34.3
Traffic Complaint	29	34	34.3
Criminal Mischief	28	8	9.8
Behavioral Health Incident	26	13	9.8
Fraud	24	29	17.7
Domestic Disturbance	22	35	27.0
Unwanted / Trespass	21	21	19.8
Suspicious Person	20	25	34.7
Suspicious Circumstances	17	21	16.1
Threat / Harassment	17	35	25.8
Hazard	14	9	9.5
Suspicious Vehicle	14	17	20.8
Runaway	13	5	2.8
Animal Complaint	12	7	10.5
Fire Services	12	14	10.8
Assault	10	8	4.6
Suicide Attempt / Threat	10	6	10.4
Juvenile Problem	9	15	17.9
Burglary	8	12	5.3
Disturbance	7	12	8.1
Missing Person	6	9	3.3
Unknown / Incomplete	6	14	8.1
Open Door / Window	4	2	3.6
Viol. Restraining Order	4	3	2.6
Noise Complaint	3	13	8.9
Stolen Vehicle	3	8	6.3
Vice Complaint	3	5	5.3
Abandoned Vehicle	2	8	4.5
Death Investigation	2	1	1.7
Extra Patrol Request	2	2	2.3
Minor in Possession	2	3	0.9
Provide Information	2		3.8
Sex Crimes	2	3	2.2
Recovered Stolen Vehicle	1	2	1.7
Promiscuous Shooting		1	1.1
Prowler		1	0.6
Robbery			1.2
Shooting		1	0.3
Other	15	36	24.0
Total Calls:	710	748	714.3

Median Response Times to Dispatched Calls

	All Calls	Priority 1 & 2 Calls
Input to Dispatch (Time call was on hold)	1:20 Minutes	1:07 Minutes
Dispatch to Arrival (Time it took the deputy to arrive after being dispatched)	6:20 Minutes	5:44 Minutes

Other / Self-Initiated Activity

Type of Call	October 2019	October 2018	2018 Monthly Avg.
Traffic Stop	336	386	387.2
Follow-Up Contact	131	95	95.5
Premise Check	117	41	20.7
Suspicious Veh. Stop	52	89	70.3
Detail	15	8	14.8
Traffic Detail**	9		N/A
Community Contact**	8		N/A
Subject Stop	8	51	30.5
Warrant Service	8	17	9.3
Suspect Contact	4	4	3.8
Court			0.9
Foot Patrol			0.5
Meeting			1.2
Training			3.3
Total Calls:	688	691	637.9

*CCOM switched to a new dispatch CAD system on 03/13/18. The new system does not capture these call types.

** New call type

Reports Written

During October, 246 reports were written. 8.9% were written by the graveyard shift, 58.1% by the dayshift units and 32.9% were written by the swing shift units.

Type of Report	October 2019	October 2018	2018 Monthly Avg.
Theft	40	30	40.8
Criminal Mischief	20	9	8.1
Traffic Crash	10	12	12.6
Identity Theft	6	4	3.3
Assault	5	4	3.0
Stolen Vehicle	3	7	4.2
Burglary	2	11	5.6
Drug Crimes	2		4.3
Other Reports	158	94	90.6
Total Calls:	246	171	172.5

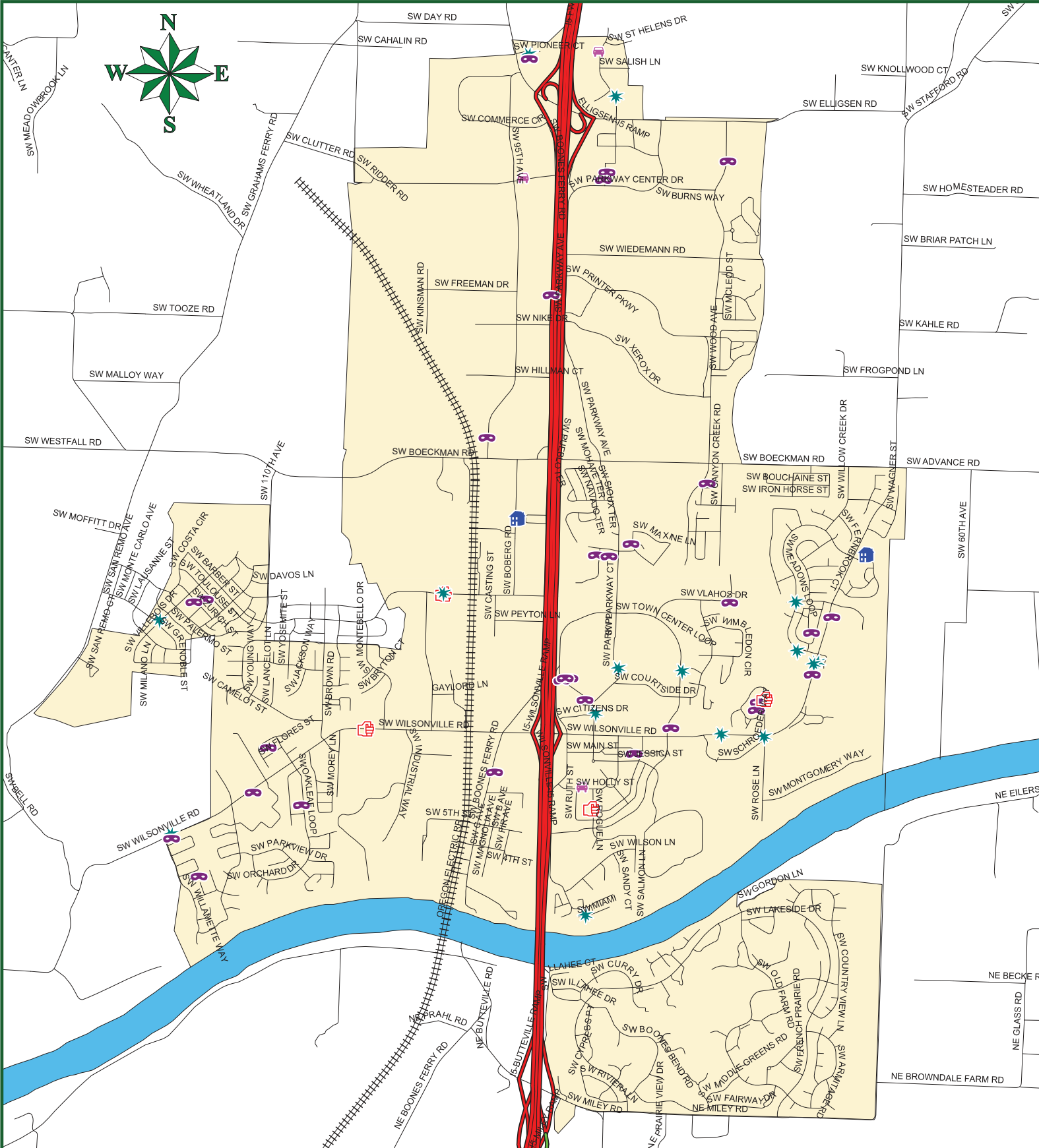
Shift Totals	October 2019	October 2018	2018 Monthly Avg.
Graveyard	22	24	25.1
Day Shift	143	93	89.5
Swing Shift	81	54	57.9



Wilsonville October 2019



 Assault
  Burglary
  Criminal Mischief
  Stolen Vehicle
  Theft

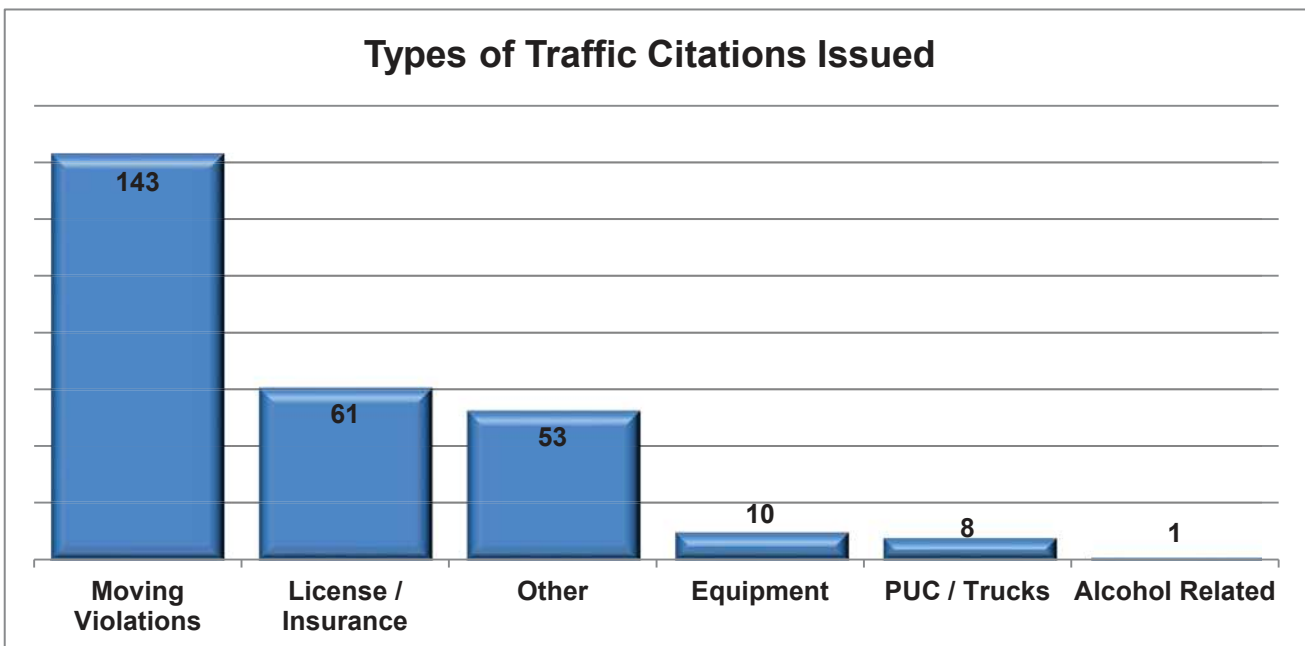
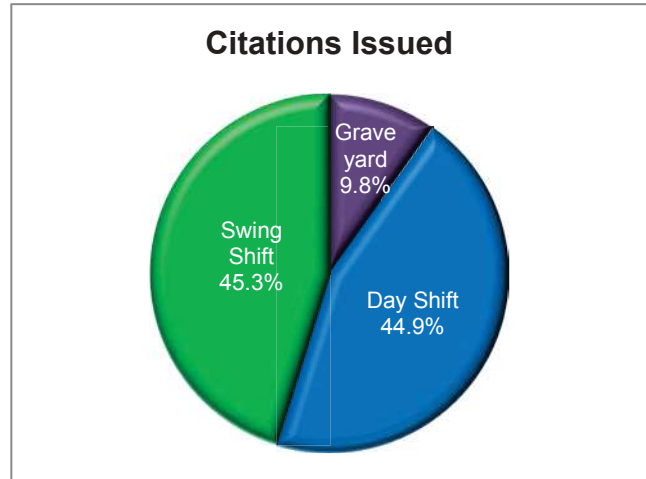
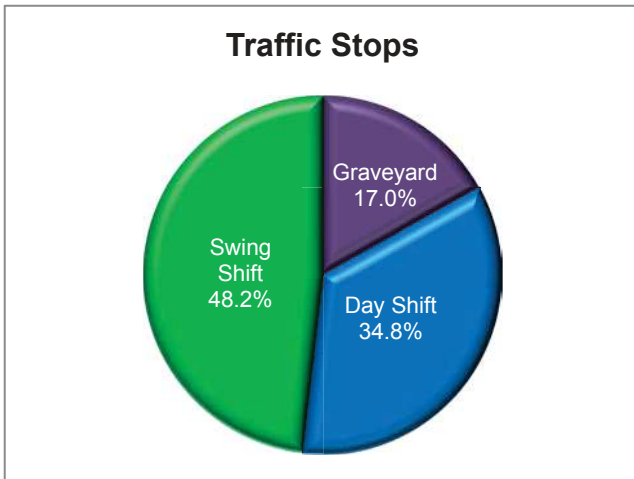


Traffic

During October 2019, 336 traffic stops were made in the City and 276 traffic citations were issued. Included in these totals are 153 traffic stops (45.5%) and 174 (63.0%) citations issued by the traffic deputies.

There were 2 arrests for Driving Under the Influence of Intoxicants (DUII).

Shift	Traffic Stops	Citations Issued
Graveyard	57	27
Day Shift	117	124
Swing Shift	162	125
Total:	336	276





Wilsonville Traffic Crashes October 2019

