

MONTHLY NEWS

City of Wilsonville Police

VOLUME 2 | ISSUE 5 | PUBLISHED JUNE 10, 2019 | **May 2019**

We appreciate hearing from students in the West Linn-Wilsonville School District. It makes a difference. Aiden sent this email to Chief Wurpes on May 24, 2019:

"Hello, Sir. My name is Aiden. I live in Wilsonville and go to Wood Middle School. I would like to thank you for the service you and other officers have given to the community. You make our community a safer, better place to live."



Chief Wurpes snapped this picture while patrolling Memorial Park early in May. You'll be seeing us on bicycles more often through the end of summer.

Wilsonville Police implemented its bicycle patrol program during Spring 2015, and it's been successful on many levels. Not only have we enforced several laws, it's environmentally friendly, has saved on gas, and provided opportunities to meet community members on a more personal level.



North American Motor Officers Association

**Police Motorcycle Training
Since 1982**



Officer Ben Toops attended the four-day North American Motor Officers Association 37th Annual Training Conference in Eugene during May this year. Pictured here, he's running a tight motorcycle course. NAMOA, a non-profit organization, trains police in the Pacific Northwest.

The conference brings together motor officers from agencies throughout the Northwest and focuses on improving police motorcycle operator skills, safety, and the essential exchange of information.

Wilsonville May 2019



City of Wilsonville Police Department

30000 SW Town Center Loop E
Wilsonville, OR 97070

In Partnership with



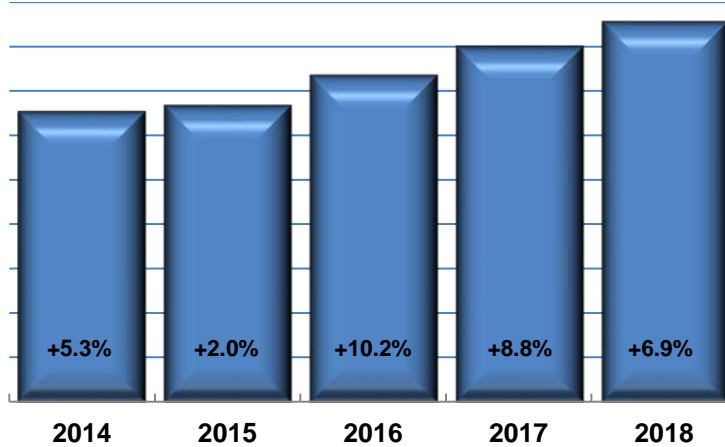
**Clackamas County
Sheriff's Office**

Monthly Summary

During May 2019, the Clackamas County Sheriff's Office provided law enforcement service to the City of Wilsonville on a 24 hour a day basis. During this time deputies assigned to Wilsonville responded to 755 calls for service, which was an average of 24.4 calls a day.

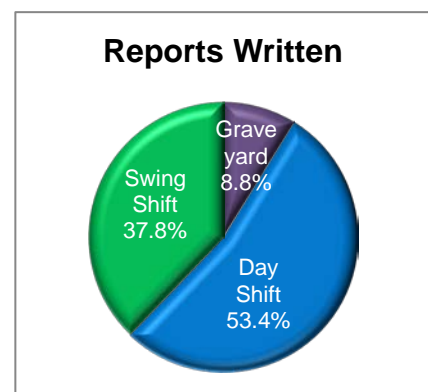
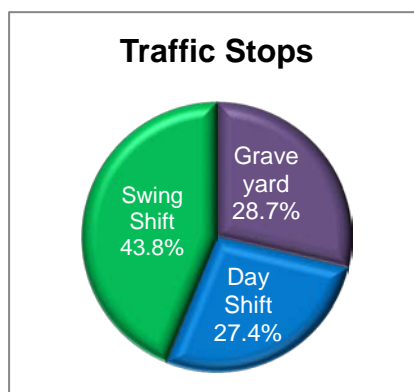
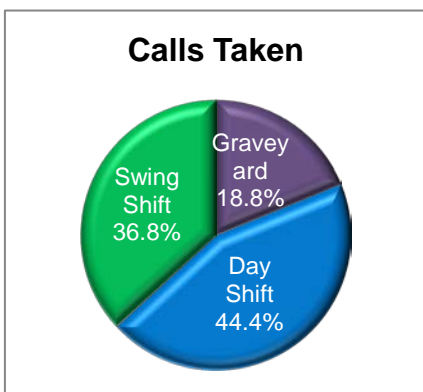
Below is a chart showing the number of calls for service in the City during the last 5 years.

<u>Year</u>	<u>Number of Calls</u>	<u>Monthly Average</u>	<u>Daily Average</u>
2014	6,558	546.5	18.0
2015	6,689	557.4	18.3
2016	7,369	614.1	20.2
2017	8,021	668.4	22.0
2018	8,571	714.3	23.5



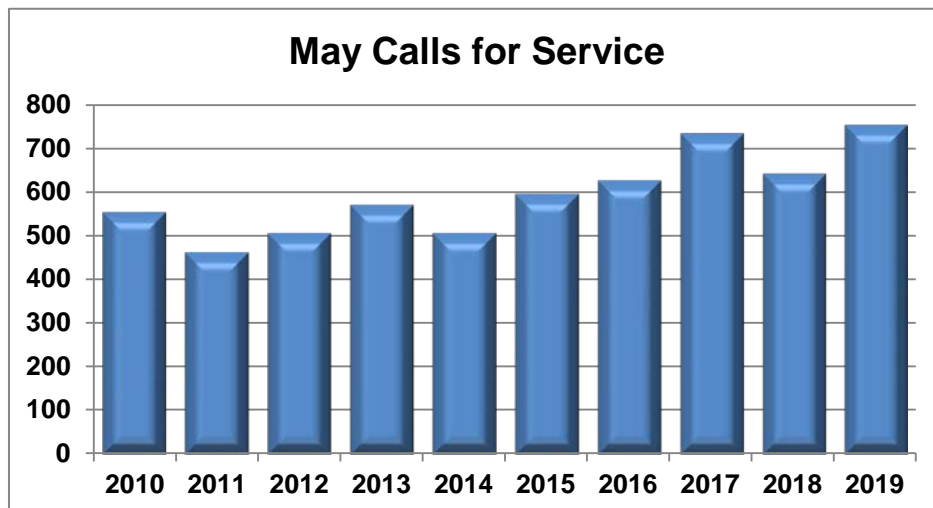
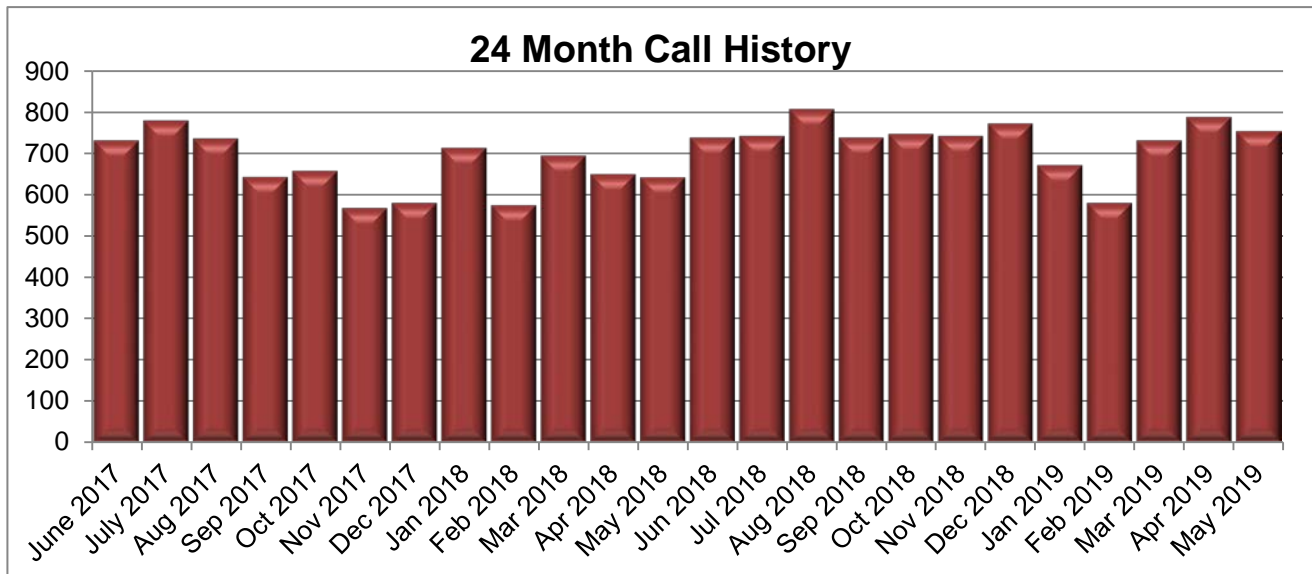
An overall look at the shift activity shows the following percentages of calls taken, traffic stops made and reports written for May.

	<u>Percentage of Calls Taken</u>	<u>Percentage of Traffic Stops</u>	<u>Percentage of Reports Written</u>
Graveyard	18.8%	28.7%	8.8%
Day Shift	44.4%	27.4%	53.4%
Swing Shift	36.8%	43.8%	37.8%



Calls for Service

Number of Calls Per Shift	May 2019	May 2018	Monthly Average 2018
Graveyard (2100-0700)	142	144	139.6
Day Shift (0700-1700)	335	295	336.3
Swing Shift (1100-0300)	278	204	238.4
Monthly Total	755	643	714.3
Daily Average	24.4	20.7	23.5



Types of Calls

This chart shows the types of calls for service during the month. These calls do not reflect actual criminal activity. In some cases the call was dispatched as a particular type of incident, but it was later determined to be of a different nature.

Type of Call	May 2019	May 2018	2018 Monthly Avg.
Alarm	72	58	67.4
Assist Public	47	35	48.7
Parking Complaint	41	39	49.8
Traffic Complaint	41	28	34.3
Theft	39	29	53.3
Domestic Disturbance	35	1	27.0
Traffic Crash	35	29	32.8
Welfare Check	34	47	32.8
Behavioral Health Incident	31	6	9.8
Suspicious Person	30	50	34.7
Juvenile Problem	27	9	17.9
Threat / Harassment	25	25	25.8
Provide Information	22		3.8
Suspicious Circumstances	22	16	16.1
Fraud	21	15	17.7
Property Investigation	19	19	17.8
Assist Agency	18	29	34.3
Suspicious Vehicle	18	22	20.8
Noise Complaint	16	13	8.9
Open Door / Window	16	1	3.6
Suicide Attempt / Threat	15	8	10.4
Unwanted / Trespass	14	21	19.8
Criminal Mischief	12	1	9.8
Animal Complaint	9	12	10.5
Fire Services	9	10	10.8
Disturbance	7	19	8.1
Runaway	7	10	2.8
Stolen Vehicle	7	6	6.3
Sex Crimes	6	4	2.2
Assault	5	6	4.6
Burglary	5	4	5.3
Recovered Stolen Vehicle	5	2	1.7
Unknown / Incomplete	4	7	8.1
Missing Person	3	2	3.3
Robbery	3		1.2
Vice Complaint	3	5	5.3
Abandoned Vehicle	2	6	4.5
Death Investigation	2	6	1.7
Hazard	2	18	9.5
Viol. Restraining Order	2	4	2.6
Extra Patrol Request		5	2.3
Minor in Possession			0.9
Promiscuous Shooting		2	1.1
Prowler		2	0.6
Shooting			0.3
Other	24	12	24.0
Total Calls:	755	643	714.3

Median Response Times to Dispatched Calls

	All Calls	Priority 1 & 2 Calls
Input to Dispatch (Time call was on hold)	1:25 Minutes	1:08 Minutes
Dispatch to Arrival (Time it took the deputy to arrive after being dispatched)	5:58 Minutes	6:53 Minutes

Other / Self-Initiated Activity

Type of Call	May 2019	May 2018	2018 Monthly Avg.
Traffic Stop	317	391	387.2
Suspicious Veh. Stop	113	59	70.3
Follow-Up Contact	106	70	95.5
Subject Stop	56	22	30.5
Premise Check	44	11	20.7
Detail	19	3	14.8
Traffic Detail**	10		N/A
Warrant Service	13	6	9.3
Suspect Contact	7	1	3.8
Community Contact**	6		N/A
Court			0.9
Foot Patrol			0.5
Meeting			1.2
Training			3.3
Total Calls:	691	563	637.9

*CCOM switched to a new dispatch CAD system on 03/13/18. The new system does not capture these call types.

** New call type

Reports Written

During May, 193 reports were written. 8.8% were written by the graveyard shift, 53.4% by the dayshift units and 37.8% were written by the swing shift units.

Type of Report	May 2019
Theft	28
Traffic Crash	13
Criminal Mischief	11
Burglary	3
Stolen Vehicle	3
Assault	3
Identity Theft	2
Drug Crimes	2
Other Reports	128
Total Calls:	193

May 2018	2018 Monthly Avg.
29	40.8
13	12.6
5	8.1
4	5.6
5	4.2
3	3.0
1	3.3
4	4.3
79	90.6
143	172.5

Shift Totals	May 2019
Graveyard	17
Day Shift	103
Swing Shift	73

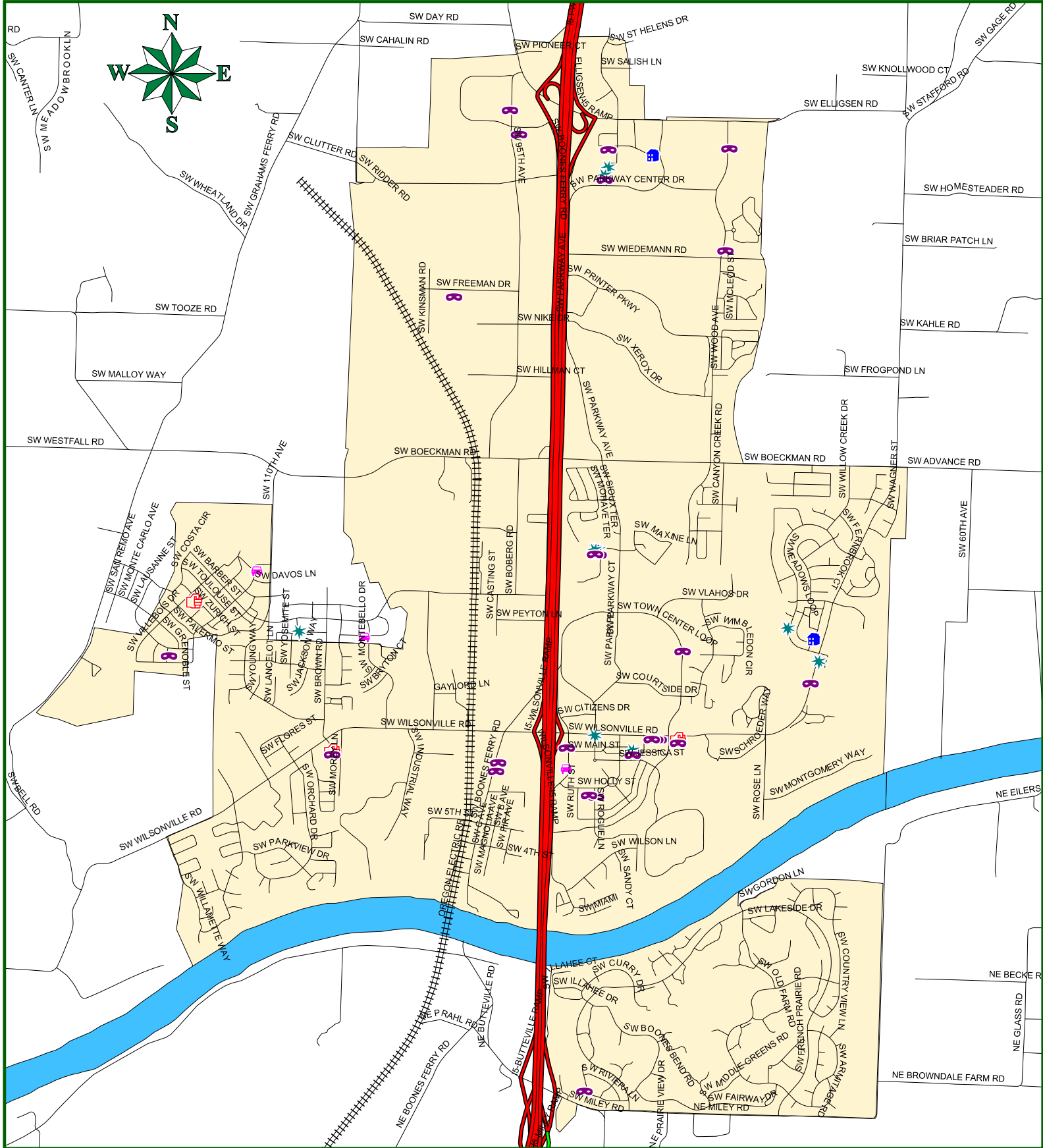

May 2018	2018 Monthly Avg.
15	25.1
72	89.5
56	57.9



Wilsonville May 2019



- Assault
- Burglary
- Criminal Mischief
- Stolen Vehicle
- Theft



Traffic

During May 2019, 317 traffic stops were made in the City and 194 traffic citations were issued. Included in these totals are 143 traffic stops (45.1%) and 145 (74.7%) citations issued by the traffic deputies.

There were 3 arrests for Driving Under the Influence of Intoxicants (DUII).

Shift	Traffic Stops	Citations Issued
Graveyard	91	10
Day Shift	87	78
Swing Shift	139	106
Total:	317	194

