



City of Wilsonville Police

August 2021

Officers from the Wilsonville Police Department were dispatched to the former Fry's location on SW Town Center Loop W around 5:44 p.m. on Wednesday, August 25. Four teenagers were called in, seen "ripping off plywood" used to board up the building's windows and doors.

Sergeants Brian Pearson and Jesse Unck, along with Deputies Hector Campos and Sam Tooze, arrived and made contact.

The teenagers admitted to pulling down plywood and attempting to gain access to the vacant building. After some discussion on what they could do to make things right, they fixed the plywood back in place and their parents were notified.

The resolution to this incident was positive and one that exemplified restorative justice.

RESTORATIVE JUSTICE IN ACTION



August 3rd this year saw the return of National Night Out events. Several were held in the Wilsonville area and members of the Wilsonville Police Department attended.

Festivities included speakers, food and drinks, live music, games, and getting to meet (or re-meet) one's neighbors.



Pictured left:

Top: Charbonneau residents listening to speakers from the Wilsonville Police Department, Clackamas County Sheriff's Office, and TVF&R.

Bottom: Wilsonville's Motor Unit, Deputy Benjamin Toops and fellow rider



On August 11, the Wilsonville Police Department arrested Johnathan Samuel Staples, 39, of Portland, Oregon, on several counts. Deputies Isaac Bailey and Brendon McKoy initially made contact with him to serve a warrant out of Multnomah County.

When deputies approached Staples, he became uncooperative, fled on foot, and after a short chase, was taken into custody. Counterfeit US Currency was found in his possession.

Staples was taken to the Clackamas County Jail, where he was lodged by the County on *Escape III* and *Criminal Possession of a Forged Instrument*. In addition, he was detained on 13 charges pending in Multnomah County. In Clackamas, his case has been forwarded to the District Attorney's Office.

WILSONVILLE
MONTHLY ACTIVITY REPORT
August 2021

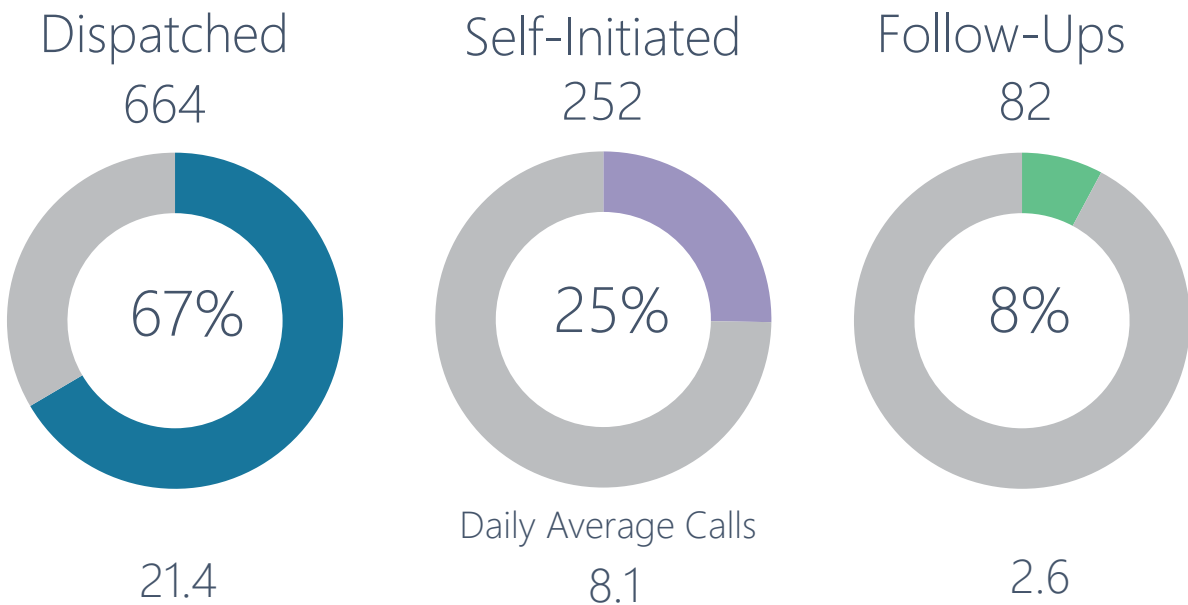
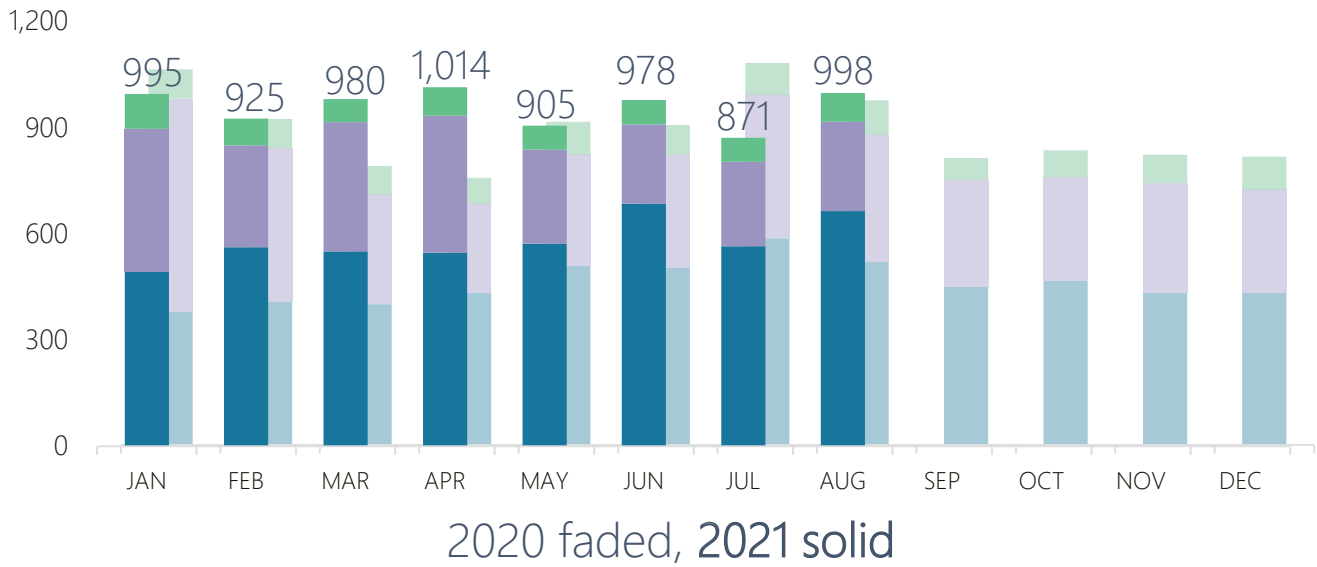


CITY OF WILSONVILLE POLICE DEPARTMENT
30000 SW Town Center Loop
Wilsonville, OR 97070

In Partnership with

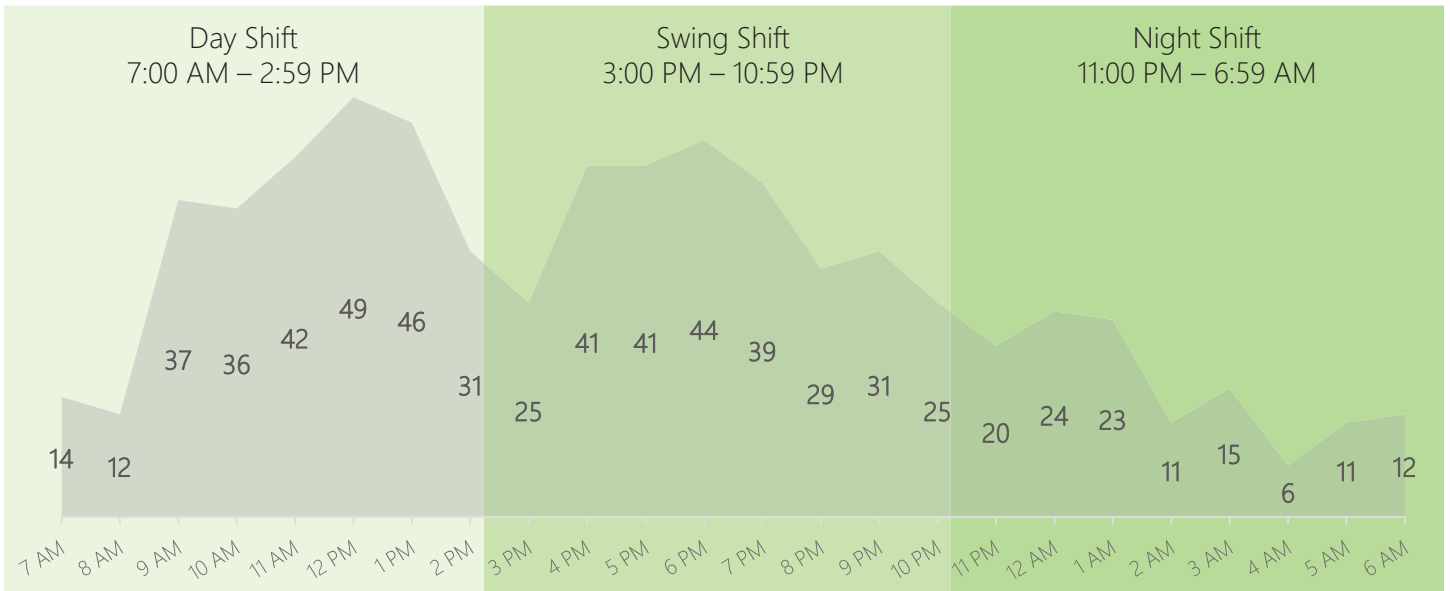


**Clackamas County
Sheriff's Office**



Median Hold & Response Times for Dispatched Calls		
Duration Type	All Calls	Priority 1 & 2 Calls
Hold Duration (Input to Dispatch)	4:20	2:37
Response Duration (Dispatch to Arrival)	5:49	5:30

Dispatched Calls for Service Breakdown by Hour of Day & Shift Time Groupings
(not actual breakdown of Wilsonville PD shift schedules)



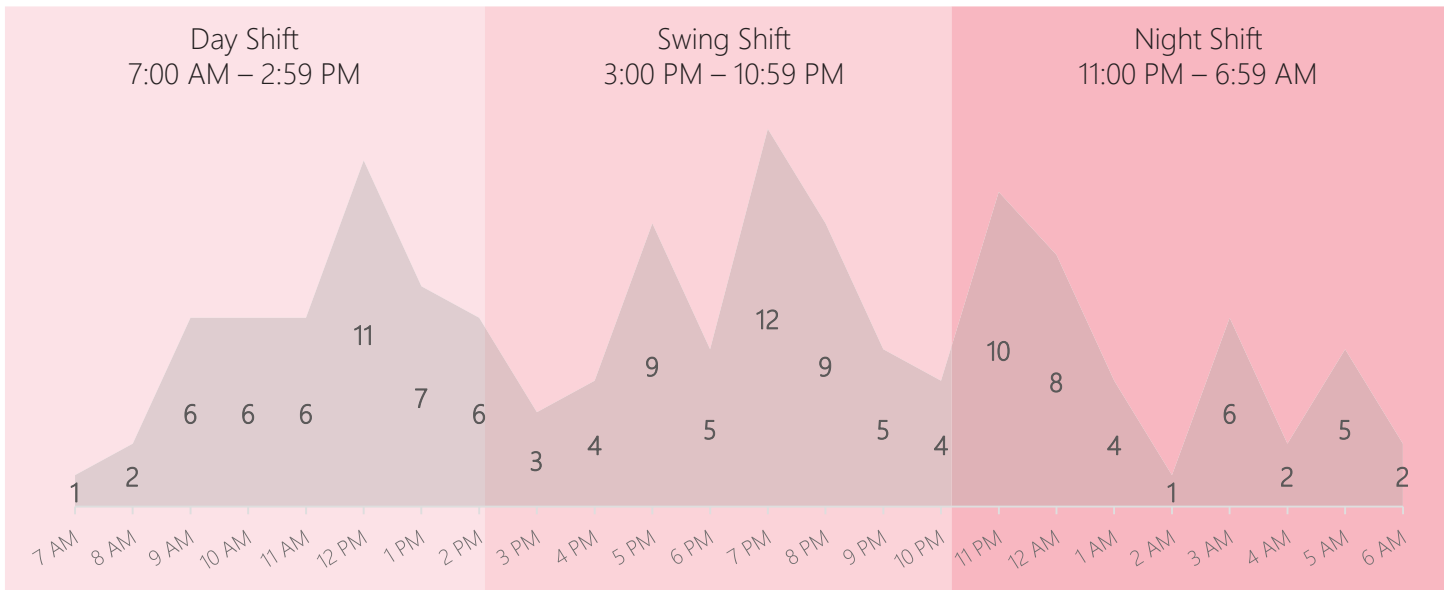
40%

41%

18%

All Calls

664 calls



34%

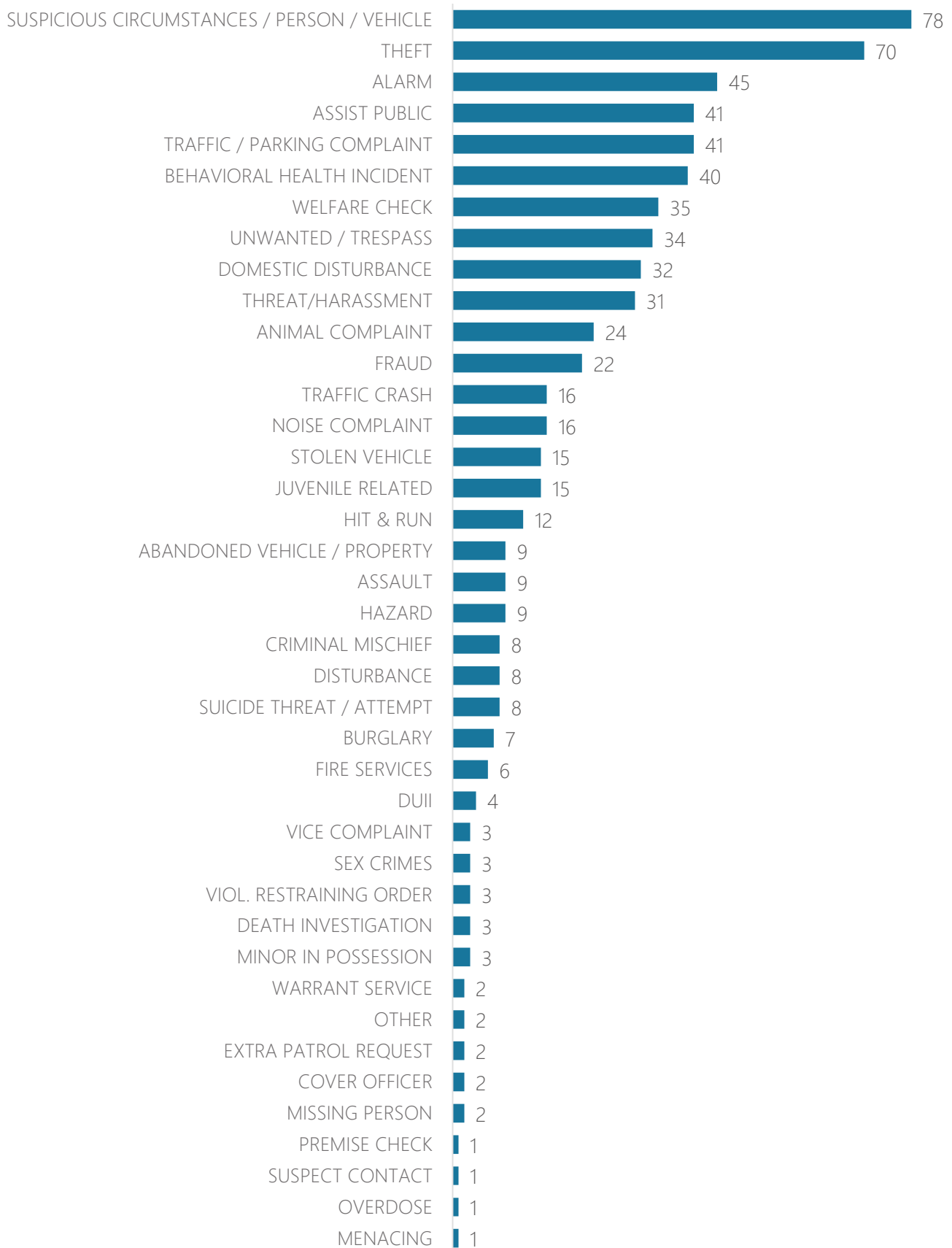
38%

28%

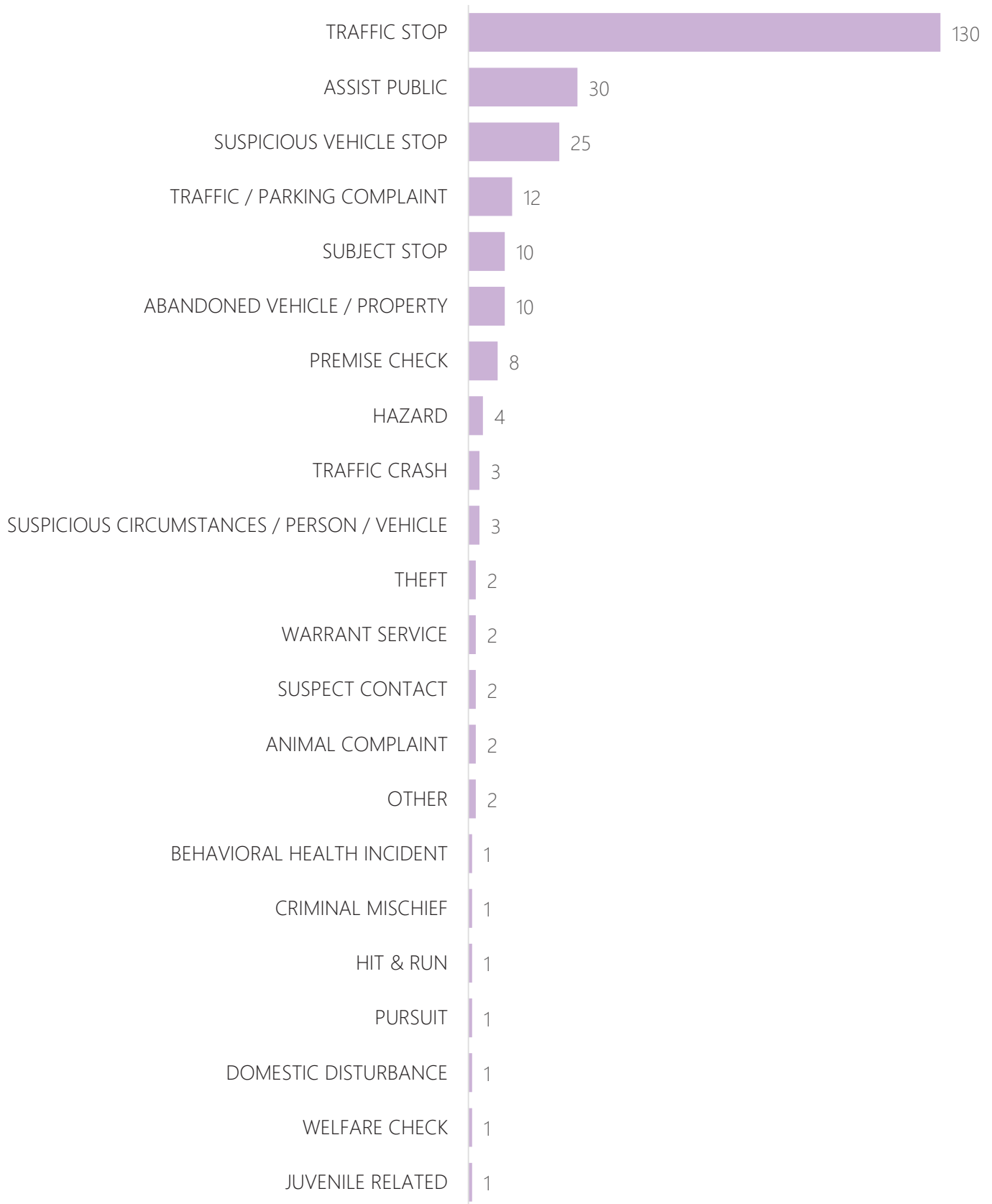
Priority 1 & 2 Calls

134 calls

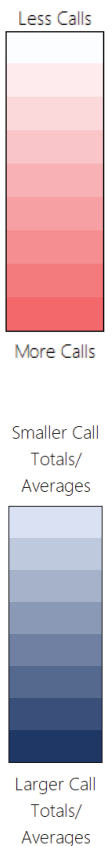
Dispatched Call Types



Self-Initiated Call Types

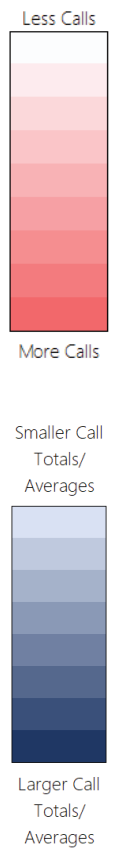


Dispatched Call Types	2020				2021								Rolling Monthly Average
	Sep	Oct	Nov	Dec	Jan	Feb	Mar	Apr	May	Jun	Jul	Aug	
ABANDONED VEHICLE / PROPERTY	16	10	10	6	7	7	10	18	16	12	8	9	10.8
ALARM (2nd)	48	55	60	38	48	69	49	49	63	83	54	45	55.1
ANIMAL COMPLAINT	11	18	10	18	13	17	21	17	9	35	24	24	18.1
ARSON	1	0	0	0	0	0	0	0	0	0	0	0	0.1
ASSAULT	1	4	2	2	4	7	3	2	3	13	0	9	4.2
ASSIST PUBLIC (4th)	39	44	30	28	31	34	24	31	41	44	38	41	35.4
BEHAVIORAL HEALTH INCIDENT	24	20	27	26	16	35	37	12	16	23	26	40	25.2
BURGLARY	3	10	3	8	3	1	3	0	7	6	10	7	5.1
COVER OFFICER	0	0	1	1	0	1	2	1	1	1	2	2	1.0
CRIMINAL MISCHIEF	18	12	14	16	7	7	6	12	8	19	13	8	11.7
DEATH INVESTIGATION	1	1	4	3	3	2	3	4	2	6	3	3	2.9
DISTURBANCE	8	8	6	7	7	7	4	10	4	9	4	8	6.8
DOMESTIC DISTURBANCE	17	32	22	25	35	32	33	32	39	29	23	32	29.3
DUII	2	5	12	6	4	6	3	6	7	5	7	4	5.6
EXTRA PATROL REQUEST	3	1	3	0	1	0	1	2	3	2	0	2	1.5
FIRE SERVICES	2	10	9	7	3	10	7	5	4	11	10	6	7.0
FRAUD	18	10	18	25	16	22	23	14	19	18	10	22	17.9
HAZARD	5	10	7	9	4	14	5	8	8	8	5	9	7.7
HIT & RUN	9	11	3	12	19	11	9	10	15	14	15	12	11.7
JUVENILE RELATED	12	16	13	18	10	10	10	14	25	21	12	15	14.7
LITTERING	2	0	0	0	1	0	0	0	1	1	1	0	0.5
MARINE PATROL	0	0	0	0	0	0	0	0	1	2	1	0	0.3
MARINE RESCUE	0	0	0	0	0	0	0	0	0	0	1	0	0.1
MENACING	2	3	0	0	0	1	3	1	2	1	1	1	1.3
MINOR IN POSSESSION	0	1	2	0	0	0	0	1	1	3	1	3	1.0
MISSING PERSON	3	2	3	6	7	1	5	4	4	1	3	2	3.4
NOISE COMPLAINT	13	12	7	3	15	9	6	13	12	10	15	16	10.9
OTHER	0	0	0	2	0	0	1	2	0	1	0	2	0.7
OVERDOSE	1	0	0	1	2	1	4	1	0	1	0	1	1.0
PREMISE CHECK	0	0	0	0	0	1	0	1	0	3	0	1	0.5
PROMISCUOUS SHOOTING	0	1	1	0	1	4	0	0	0	3	0	0	0.8
PROWLER	0	2	0	0	0	0	0	0	1	1	2	0	0.5
RECOVERED STOLEN VEHICLE	1	1	2	1	3	1	0	0	0	3	2	0	1.2
ROBBERY	1	2	0	0	1	0	0	0	0	1	0	0	0.4
SEX CRIMES	1	4	2	4	0	1	1	2	1	2	3	3	2.0
SHOOTING	0	0	0	1	0	0	0	1	0	0	0	0	0.2
STOLEN VEHICLE	11	6	7	7	8	7	7	1	6	11	2	15	7.3
SUICIDE THREAT / ATTEMPT	13	9	13	9	13	6	8	13	18	12	17	8	11.6
SUSPECT CONTACT	1	1	2	0	0	0	0	0	0	1	1	1	0.6
SUSPICIOUS CIRCUMSTANCES / PERSON / VEHICLE (1st)	106	85	70	77	68	74	78	88	91	89	78	78	81.8
THEFT (3rd)	57	49	39	47	46	46	37	46	23	39	38	70	44.8
THREAT/HARASSMENT	20	18	23	20	16	21	20	17	26	18	24	31	21.2
TRAFFIC / PARKING COMPLAINT	15	21	27	18	19	16	30	35	19	31	41	41	26.1
TRAFFIC CRASH	8	12	15	17	9	10	14	15	22	10	14	16	13.5
UNWANTED / TRESPASS	19	13	25	27	23	26	30	17	20	20	22	34	23.0
VICE COMPLAINT	5	5	3	4	0	3	5	7	4	3	3	3	3.8
VIOL. RESTRAINING ORDER	6	8	4	5	1	0	3	3	1	3	2	3	3.3
WARRANT SERVICE	2	0	1	0	1	0	0	1	1	3	1	2	1.0
WELFARE CHECK (5th)	20	37	27	22	28	42	45	31	28	53	28	35	33.0
Grand Totals	545	569	527	526	493	562	550	547	572	685	565	664	567.1
	6,805												



*Top 5 dispatched call types in last 12 months in red

Self-Initiated Call Types	2020				2021								Rolling Monthly Average
	Sep	Oct	Nov	Dec	Jan	Feb	Mar	Apr	May	Jun	Jul	Aug	
ABANDONED VEHICLE / PROPERTY	7	5	9	6	2	5	4	4	5	10	6	10	6.1
ALARM	0	1	0	0	2	0	1	1	1	1	2	0	0.8
ANIMAL COMPLAINT	4	2	2	2	1	3	1	0	1	1	0	2	1.6
ASSAULT	0	0	0	0	1	0	0	0	0	0	0	0	0.1
ASSIST PUBLIC (3rd)	28	21	24	22	21	16	20	27	26	28	26	30	24.1
BEHAVIORAL HEALTH INCIDENT	0	1	1	0	0	2	0	1	0	0	0	1	0.5
BURGLARY	0	0	0	0	1	0	0	0	0	0	0	0	0.1
CRIMINAL MISCHIEF	4	0	1	0	0	0	0	1	1	0	0	1	0.7
DEATH INVESTIGATION	0	1	0	0	0	0	0	0	0	0	0	0	0.1
DISTURBANCE	0	1	0	1	0	0	0	0	0	0	0	0	0.2
DOMESTIC DISTURBANCE	0	0	0	1	1	1	0	0	0	1	1	1	0.5
DUII	0	0	0	0	0	0	0	0	0	1	0	0	0.1
EXTRA PATROL REQUEST	0	0	7	0	1	1	1	0	3	2	0	0	1.3
FIRE SERVICES	0	0	1	0	1	0	0	0	0	0	0	0	0.2
FRAUD	3	1	0	0	2	2	2	0	3	0	3	0	1.3
HAZARD	4	1	5	2	4	19	4	2	1	1	1	4	4.0
HIT & RUN	1	0	0	0	0	0	0	0	2	0	1	1	0.4
JUVENILE RELATED	4	0	0	0	1	0	1	0	0	0	0	1	0.6
K9 REQUEST	0	0	0	0	2	1	0	0	0	0	0	0	0.3
MISSING PERSON	1	1	0	0	0	0	0	0	0	0	0	0	0.2
NOISE COMPLAINT	0	0	0	0	0	1	0	0	0	0	1	0	0.2
OTHER	8	2	6	2	4	2	12	13	7	2	5	2	5.4
PREMISE CHECK (4th)	34	26	33	51	47	12	13	13	12	8	8	8	22.1
PURSUIT	0	0	0	0	1	0	1	2	2	2	2	1	0.9
RECOVERED STOLEN VEHICLE	1	0	1	3	1	0	1	3	1	0	0	0	0.9
SEX CRIMES	0	0	0	1	0	0	0	0	0	0	0	0	0.1
STOLEN VEHICLE	1	0	0	1	0	0	0	0	1	0	0	0	0.3
SUBJECT STOP (5th)	22	22	7	14	20	12	13	10	13	15	13	10	14.3
SUICIDE THREAT / ATTEMPT	0	0	1	0	0	0	0	0	0	0	0	0	0.1
SUSPECT CONTACT	1	0	3	0	3	1	1	2	3	2	1	2	1.6
SUSPICIOUS CIRCUMSTANCES / PERSON / VEHICLE	8	6	6	4	7	5	1	4	4	7	3	3	4.8
SUSPICIOUS VEHICLE STOP (2nd)	75	94	96	83	84	51	75	39	41	48	39	25	62.5
THEFT	2	1	0	1	1	1	0	0	1	1	0	2	0.8
THREAT/HARASSMENT	0	1	0	1	0	0	0	0	0	0	2	0	0.3
TRAFFIC / PARKING COMPLAINT	16	10	11	6	10	7	18	16	15	8	5	12	11.2
TRAFFIC CRASH	1	1	2	2	0	0	2	1	1	1	2	3	1.3
TRAFFIC STOP (1st)	146	154	155	152	184	143	191	244	120	84	115	130	151.5
UNWANTED / TRESPASS	0	0	1	0	0	0	1	0	1	0	0	0	0.3
VICE COMPLAINT	0	0	0	0	0	0	0	0	0	0	1	0	0.1
VIOL. RESTRAINING ORDER	0	1	0	0	0	0	0	0	0	0	0	0	0.1
WARRANT SERVICE	0	1	1	0	0	0	2	1	0	1	1	2	0.8
WELFARE CHECK	0	1	3	0	1	2	0	2	1	0	0	1	0.9
Grand Totals	371	355	376	355	403	287	365	386	266	224	238	252	323.2



*Top 5 dispatched call types in last 12 months in red

Dispatched Call Types

Dispatched Call Type	August		% Difference
	2020	2021	
BEHAVIORAL HEALTH INCIDENT	11	40	264%
MINOR IN POSSESSION	1	3	200%
TRAFFIC / PARKING COMPLAINT	22	41	86%
HAZARD	6	9	50%
STOLEN VEHICLE	10	15	50%
THREAT/HARASSMENT	21	31	48%
THEFT	48	70	46%
UNWANTED / TRESPASS	24	34	42%
ASSAULT	7	9	29%
DOMESTIC DISTURBANCE	27	32	19%
ASSIST PUBLIC	35	41	17%
TRAFFIC CRASH	14	16	14%
JUVENILE RELATED	14	15	7%
NOISE COMPLAINT	15	16	7%
MENACING	1	1	0%
SEX CRIMES	3	3	0%
SUSPICIOUS CIRCUMSTANCES / PERSON / VEHICLE	82	78	-5%
ANIMAL COMPLAINT	26	24	-8%
ALARM	49	45	-8%
FIRE SERVICES	7	6	-14%
FRAUD	29	22	-24%
DEATH INVESTIGATION	4	3	-25%
DISTURBANCE	11	8	-27%
HIT & RUN	17	12	-29%
BURGLARY	10	7	-30%
WELFARE CHECK	50	35	-30%
DUII	7	4	-43%
SUICIDE THREAT / ATTEMPT	14	8	-43%
COVER OFFICER	4	2	-50%
MISSING PERSON	4	2	-50%
ABANDONED VEHICLE / PROPERTY	20	9	-55%
VIOL. RESTRAINING ORDER	7	3	-57%
EXTRA PATROL REQUEST	5	2	-60%
CRIMINAL MISCHIEF	22	8	-64%
MARINE PATROL	1	0	-100%
PROMISCUOUS SHOOTING	3	0	-100%
RECOVERED STOLEN VEHICLE	1	0	-100%
SHOOTING	1	0	-100%
OTHER	0	2	NC
OVERDOSE	0	1	NC
PREMISE CHECK	0	1	NC
SUSPECT CONTACT	0	1	NC
VICE COMPLAINT	0	3	NC
WARRANT SERVICE	0	2	NC
Grand Total	633	664	5%

Increase

Decrease

NC = Not Calculable. A percentage difference is not calculable when the older value equals 0, as the newer value cannot divide into 0.

Self-Initiated Call Types

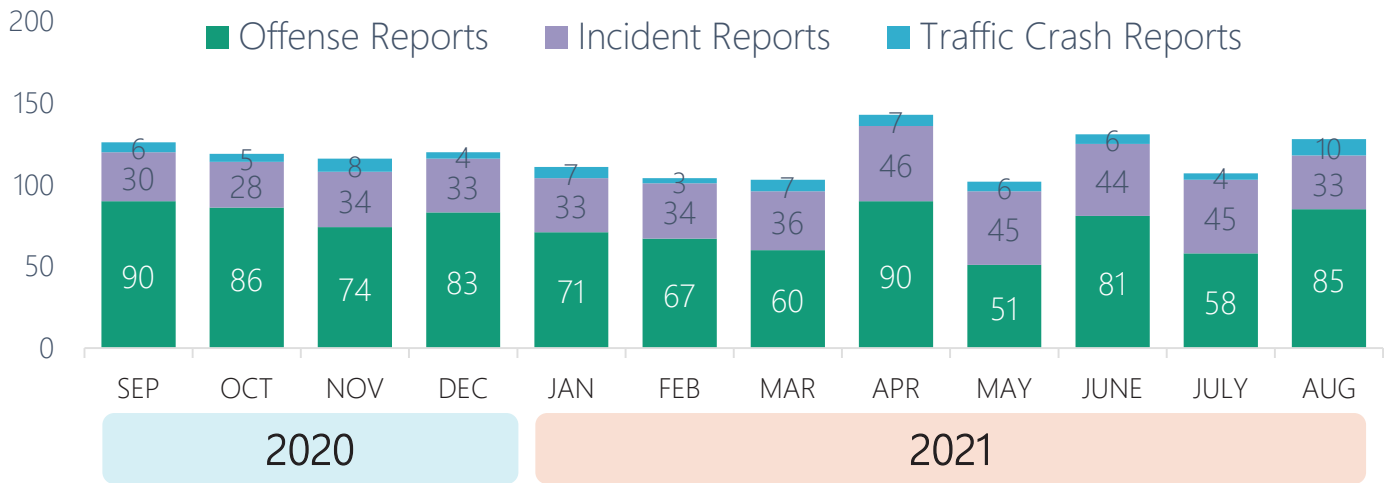
Self-Initiated Call Type	August		% Difference
	2020	2021	
ABANDONED VEHICLE / PROPERTY	5	10	100%
THEFT	1	2	100%
WARRANT SERVICE	1	2	100%
HAZARD	3	4	33%
CRIMINAL MISCHIEF	1	1	0%
JUVENILE RELATED	1	1	0%
OTHER	2	2	0%
PURSUIT	1	1	0%
ASSIST PUBLIC	33	30	-9%
TRAFFIC / PARKING COMPLAINT	15	12	-20%
ANIMAL COMPLAINT	3	2	-33%
TRAFFIC STOP	199	130	-35%
SUSPECT CONTACT	4	2	-50%
SUBJECT STOP	29	10	-66%
SUSPICIOUS VEHICLE STOP	78	25	-68%
SUSPICIOUS CIRCUMSTANCES / PERSON / VEHICLE	13	3	-77%
PREMISE CHECK	38	8	-79%
DUII	1	0	-100%
EXTRA PATROL REQUEST	3	0	-100%
FRAUD	3	0	-100%
K9 REQUEST	1	0	-100%
SEX CRIMES	1	0	-100%
VICE COMPLAINT	1	0	-100%
BEHAVIORAL HEALTH INCIDENT	0	1	NC
DOMESTIC DISTURBANCE	0	1	NC
HIT & RUN	0	1	NC
TRAFFIC CRASH	0	3	NC
WELFARE CHECK	0	1	NC
Grand Total	437	252	-42%

Increase

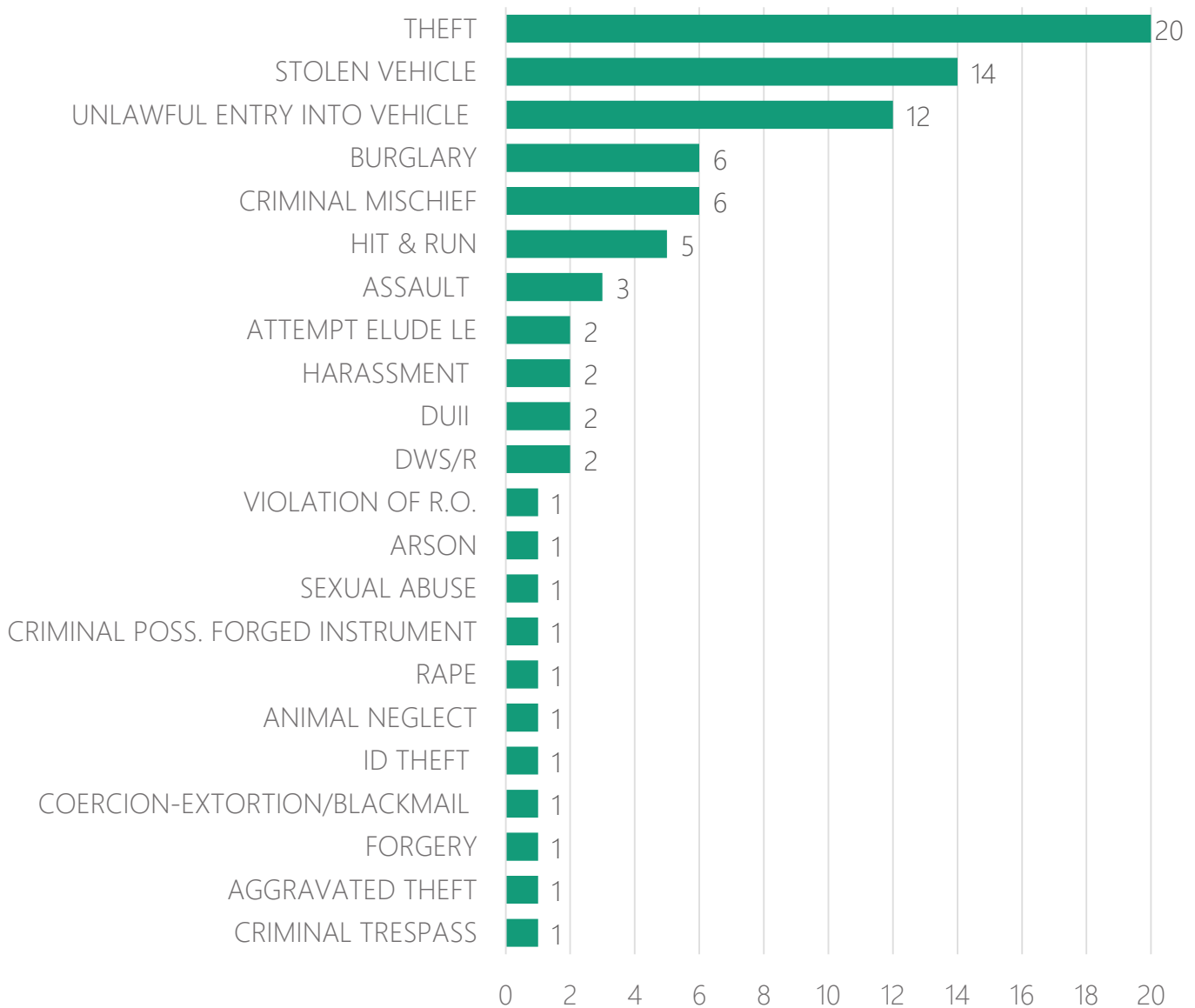
Decrease

NC = Not Calculable. A percentage difference is not calculable when the older value equals 0, as the newer value cannot divide into 0.

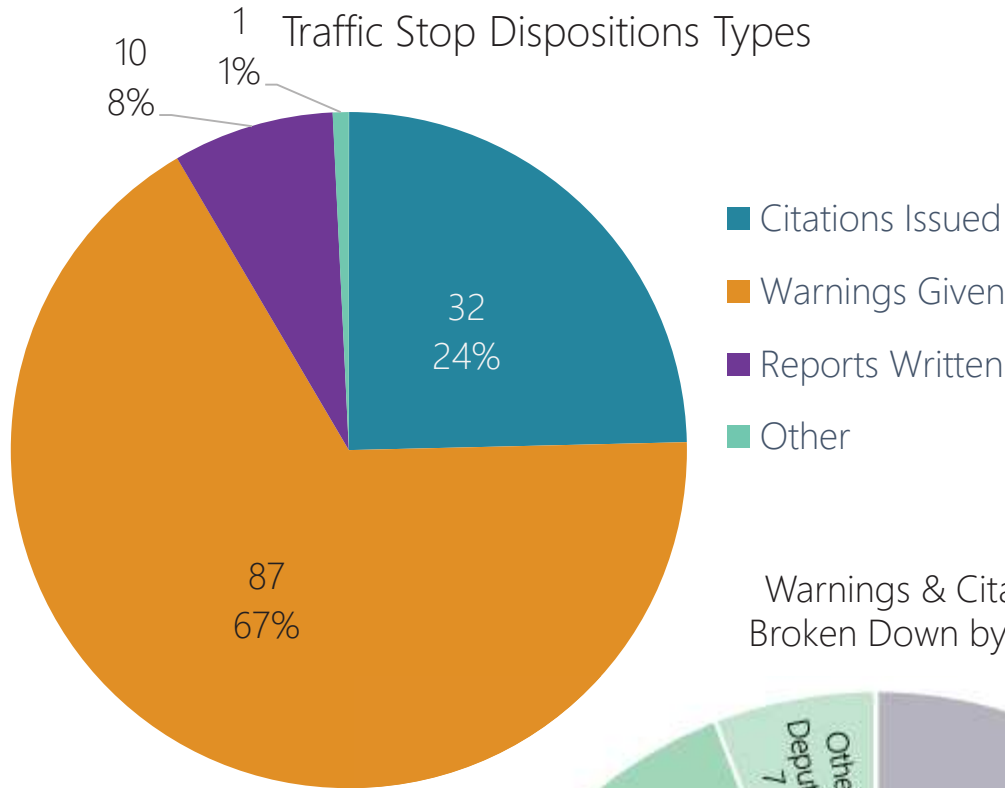
Monthly Reports Written



Offense Reports Written Breakdown by Top Charge



In August 2021, **130** traffic stops were made within the city limits, resulting in **32** citations issued, **87** warnings given, and **10** offense/incident reports created. Of the **32** citations issued, **44** violations were included (see next slide).

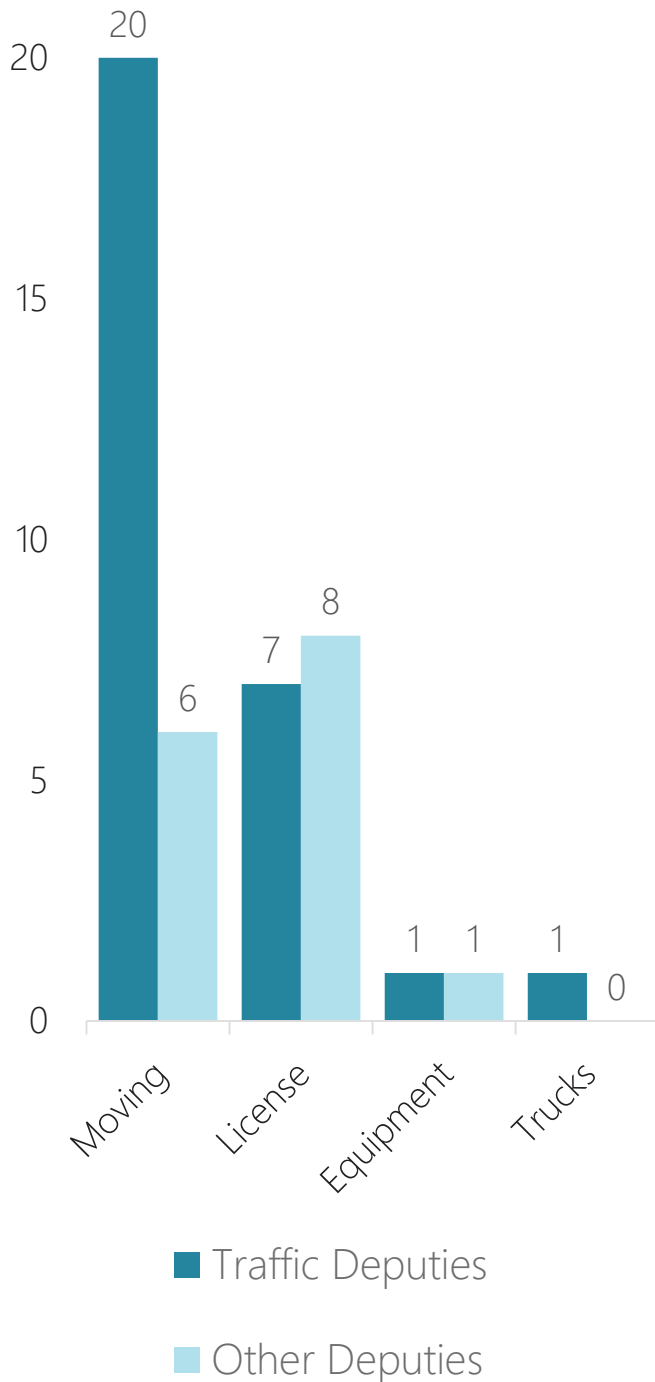


Warnings & Citations Issued Broken Down by Deputy Type

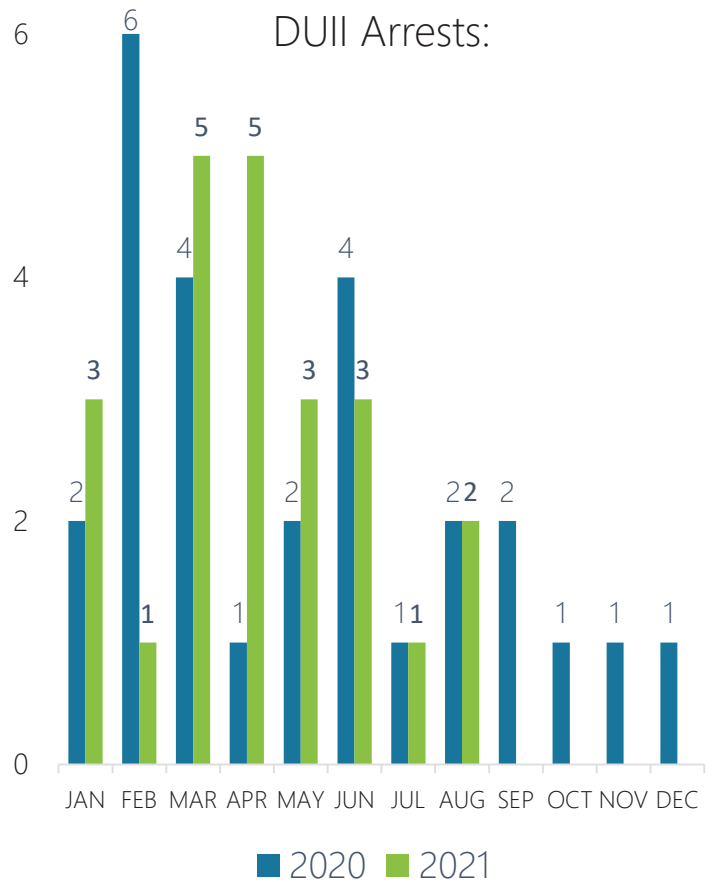


Citation Types Issued:

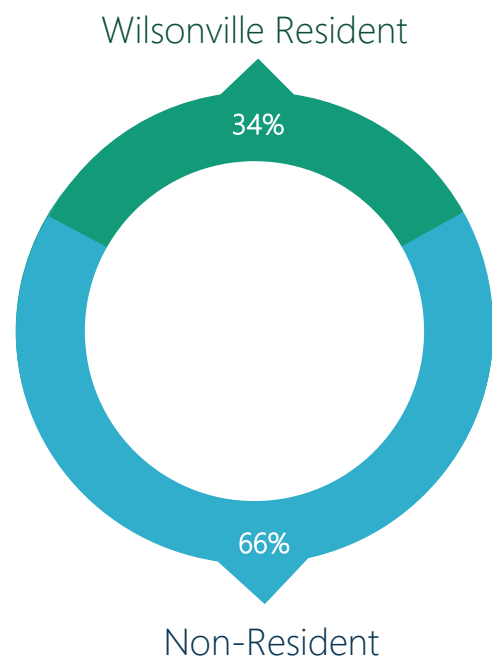
Of the **32** citations issued, **44** violations were included in the following types:



DUII Arrests:



Driver's Residency of Traffic Stop Subject (according to DL):



Map #	Case	Date	Address
1	21-016301	Aug 01	29517 SW MEADOWS LOOP
2	21-016626	Aug 05	SW 95TH AVE & SW RIDDER RD
3	21-016799	Aug 07	SW 95TH AVE & SW COMMERCE CIR
4	21-017065	Aug 10	SW BOECKMAN RD & SW PARKWAY AVE
5	21-017176	Aug 12	12500 SW RIVERVIEW LN
6	21-017514	Aug 16	95TH AVENUE & SW BOONES FERRY RD
7	21-017786	Aug 19	SW BOONES FERRY RD & SW DAY RD
8	21-018253	Aug 25	SW WILSONVILLE RD & SW KINSMAN RD
9	21-018667	Aug 30	SW BOECKMAN RD & SW CANYON CREEK RD
10	21-018746	Aug 31	SW GRAHAMS FERRY RD & SW BARBER ST

Map of Traffic Crash Reports

