


# MONTHLY NEWS City of Wilsonville Police


VOLUME 1 | ISSUE 1 | PUBLISHED JUNE 12, 2018 | **May 2018**

**Wilsonville Police** @WilsonvillePD May 14  
We were happy to be caught in the act over the weekend. We do this in partnership with @PFBSunshineD and help with emergency food and clothing.

 feeling wonderful.  
5 hours ago

Witnessed a wonderful act of kindness by our Wilsonville Police Officers today helping some of our struggling citizens. I watched this officer bring a family bags of food that was in desperate need during a tough time. Not all good deeds go unnoticed. Thank you Wilsonville Police!!

120



It's been a great Spring and we've been busy! Here's an overview of some the activity we experienced:

- Officers Brett Ethington and Matt Brown, on separate calls for service, each used AEDs and put their CPR skills to use. While sadly neither party survived, there was no hesitation to take care of business when needed and the families were thankful for quick, professional action.
- Chief Rob Wurpes met with a school district representative to discuss possible strategies that could help us deal with the ever-increasing demand on our School Resource Officer, Jason Dolan. We looked at various options and are considering what will fit best as we move forward.
- Chief Wurpes taught a class at the metro area sergeants academy about use of the Incident Command System (ICS). In attendance were 40 newly promoted police supervisors who represented agencies from all over the metro area.
- Officer Ben Toops and K-9 Sergeant Brad O'Neil made a presentation to the Wilsonville Citizen's Academy and discussed the Police Department, traffic enforcement, and police K-9's.
- Sergeant Ritter instructed various City employees in Mental Health First Aid, which provided information about mental self-care and recognizing issues in others.
- Chief Wurpes was nominated to chair the Clackamas County Emergency Communications (911 call center) user board.
- Sergeant Lee connected with our State Police partners, who work out of the local lottery office on SW Wilsonville road.
- We coordinated with the Oregon Liquor Control Commission (OLCC) and conducted 24 randomly-selected alcohol purchases using a minor decoy. We had an 80% compliance rate.
- Finally, we were able to make an appearance at the local *Cars and Coffee* event held on a Saturday at the World of Speed where we "showed off" a brand new police vehicle. The public was able to get a close-up look and it received a lot of great feedback.
- We toured the grand opening of our local business partner DW Fritz.



We're looking forward to what June brings. Be well, be safe.

(1 & 4) Wilsonville Police felt the "love" this month from the public, citizens thanked us publically and anonymously with shout outs on Twitter and goodie bags; (2) Sgt. Jason Ritter, with Deputy Tim Jackson, teamed up with City Staff and taught Mental Health First Aid May 11, 2018; (3) We showed off a new Police Dodge Charger at the World of Speed during a Cars & Coffee event May 19, 2018 (5) May 19, 2018, we responded with TVFR to a single vehicle crash on SW Wilsonville Rd.

# Wilsonville May 2018



## City of Wilsonville Police Department

30000 SW Town Center Loop E  
Wilsonville, OR 97070

In Partnership with

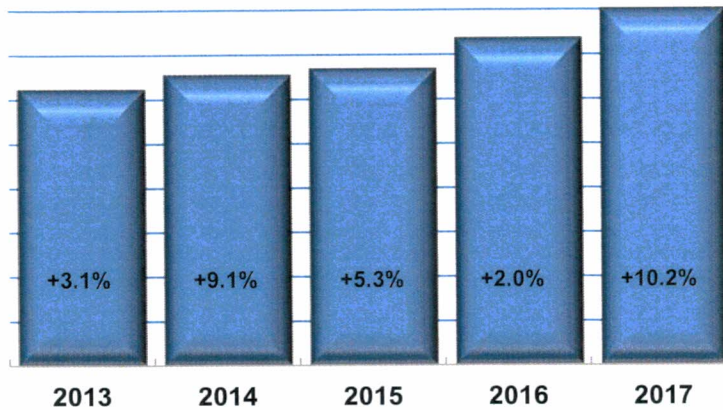


## Monthly Summary

During May 2018, the Clackamas County Sheriff's Office provided law enforcement service to the City of Wilsonville on a 24 hour a day basis. During this time deputies assigned to Wilsonville responded to 615 calls for service, which was an average of 19.8 calls a day.

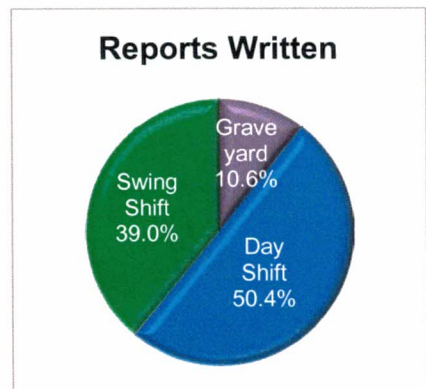
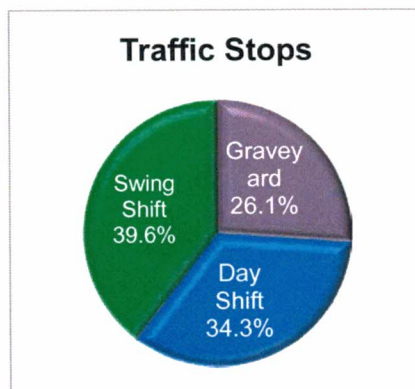
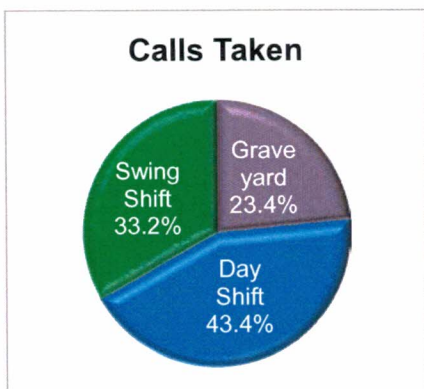
Below is a chart showing the number of calls for service in the City during the last 5 years.

<u>Year</u>	<u>Number of Calls</u>	<u>Monthly Average</u>	<u>Daily Average</u>
2013	6,230	519.2	17.1
2014	6,558	546.5	18.0
2015	6,689	557.4	18.3
2016	7,369	614.1	20.2
2017	8,021	668.4	22.0



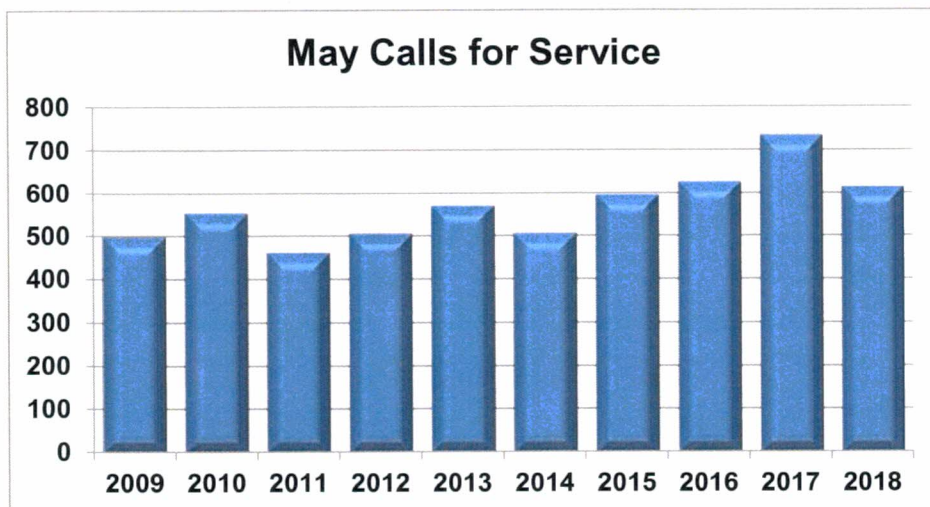
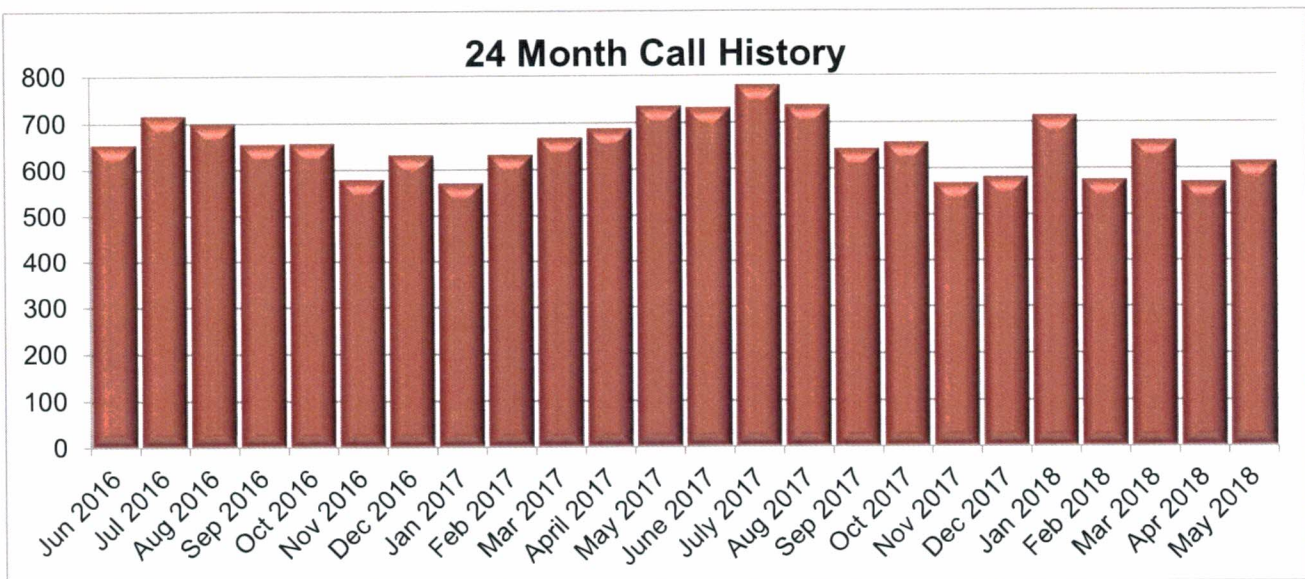
An overall look at the shift activity shows the following percentages of calls taken, traffic stops made and reports written for May.

	<u>Percentage of Calls Taken</u>	<u>Percentage of Traffic Stops</u>	<u>Percentage of Reports Written</u>
Graveyard	23.4%	26.1%	10.6%
Day Shift	43.4%	34.3%	50.4%
Swing Shift	33.2%	39.6%	39.0%



## Calls for Service

Number of Calls Per Shift	May 2018	May 2017	Monthly Average 2017
Graveyard (2100-0700)	144	147	131.4
Day Shift (0700-1700)	267	352	320.3
Swing Shift (1100-0300)	204	237	216.7
<b>Monthly Total</b>	<b>615</b>	<b>736</b>	<b>668.4</b>
<b>Daily Average</b>	<b>19.8</b>	<b>23.7</b>	<b>22.0</b>



## Types of Calls

This chart shows the types of calls for service during the month. These calls do not reflect actual criminal activity. In some cases the call was dispatched as a particular type of incident, but it was later determined to be of a different nature.

Type of Call	May 2018	May 2017	2017 Monthly Avg.
Alarm	58	63	66.8
Suspicious Person	50	43	33.2
Welfare Check	47	27	27.9
Parking Complaint	38	55	51.6
Assist Public	32	47	42.8
Traffic Crash	29	28	27.8
Theft	28	43	42.0
Traffic Complaint	28	42	35.0
Disturbance	25	30	34.5
Threat / Harassment	23	21	20.0
Suspicious Vehicle	22	16	16.2
Unwanted / Trespass	21	32	20.5
Property Investigation	19	18	16.2
Juvenile Problem	17	16	17.0
Hazard	15	12	10.3
Suspicious Circumstances	15	11	13.8
Noise Complaint	13	11	7.7
Animal Complaint	12	25	12.4
Assist Agency	12	32	30.5
Other	11	21	11.2
Fraud	10	20	18.6
Runaway	10	6	5.3
Mental	9	4	6.1
Suicide Attempt / Threat	8	9	8.2
Unknown / Incomplete	7	13	9.0
Abandoned Vehicle	6	4	3.5
Assault	6	11	5.3
Stolen Vehicle	6	3	5.7
Burglary	5	4	5.0
Fire Services	5	9	9.7
Vice Complaint	5	10	8.7
Criminal Mischief	4	10	12.1
Sex Crimes	4	3	2.7
Viol. Restraining Order	4	4	2.3
Missing Person	2	1	3.9
Promiscuous Shooting	2	1	1.1
Prowler	2		0.5
Recovered Stolen Vehicle	2		1.9
Death Investigation	1	1	1.8
Extra Patrol Request	1	7	2.1
Open Door / Window	1	2	1.2
Minor in Possession		3	1.9
Provide Information		18	13.5
Robbery			0.8
Shooting			0.1
<b>Total Calls:</b>	<b>615</b>	<b>736</b>	<b>668.4</b>

### Other / Self-Initiated Activity

Type of Call	May 2018	May 2017	2017 Monthly Avg.
Traffic Stop	391	337	339.8
Follow-Up Contact	70	75	92.3
Suspicious Veh. Stop	59	50	53.4
Subject Stop	22	42	28.2
Premise Check	11	9	8.8
Warrant Service	6	6	7.7
Detail	3	58	32.7
Suspect Contact	1	2	4.6
Court		4	4.8
Foot Patrol		5	4.2
Meeting		20	10.6
Training		18	15.5
<b>Total Calls:</b>	<b>563</b>	<b>626</b>	<b>602.6</b>

### Reports Written

During May, 141 reports were written. 10.6% were written by the graveyard shift, 50.4% by the dayshift units and 39.0% were written by the swing shift units.

Type of Report	May 2018	May 2017	2017 Monthly Avg.
Theft	29	35	31.1
Traffic Crash	13	11	10.9
Criminal Mischief	5	8	9.0
Burglary	4		3.2
Stolen Vehicle	4	1	3.6
Drug Crimes	4	7	6.3
Assault	2	2	4.9
Identity Theft	1	1	2.5
Other Reports	79	110	114.4
<b>Total Calls:</b>	<b>141</b>	<b>175</b>	<b>185.9</b>

Shift Totals	May 2018	May 2017	2017 Monthly Avg.
Graveyard	15	34	38.2
Day Shift	71	85	86.0
Swing Shift	55	56	61.7

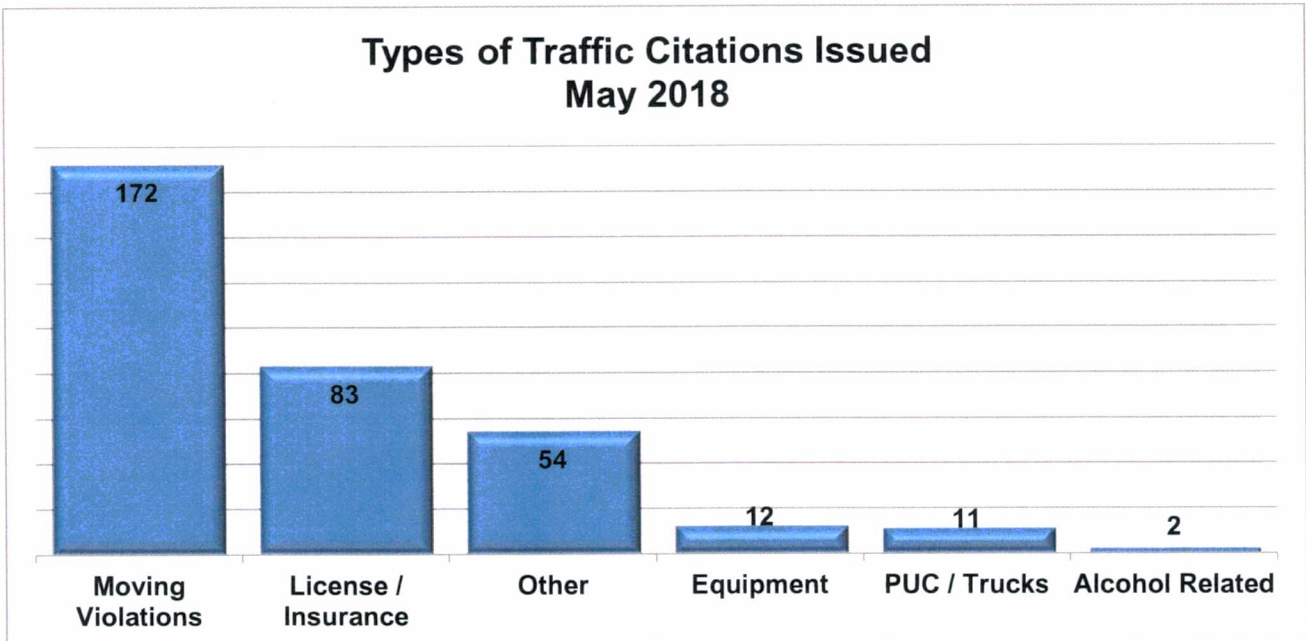
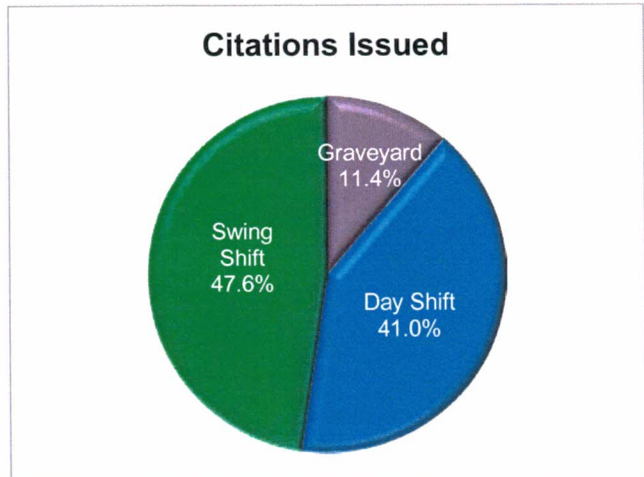
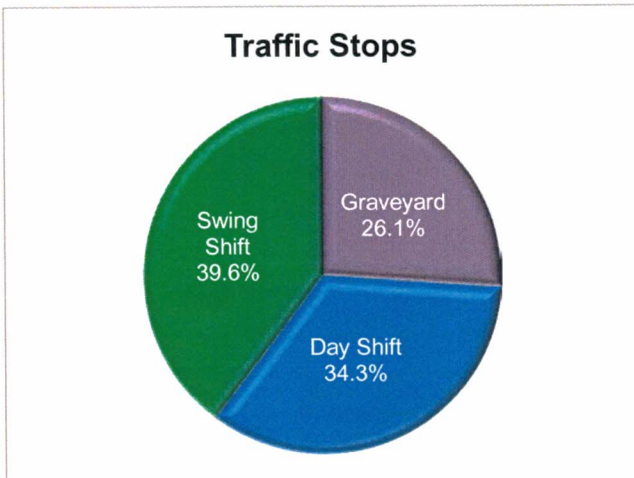


## Traffic

During May 2018, 391 traffic stops were made in the City and 334 traffic citations were issued. Included in these totals are 211 traffic stops (54.0%) and 280 (83.8%) citations issued by the traffic deputies.

There were 5 arrests for Driving Under the Influence of Intoxicants (DUII).

Shift	Traffic Stops	Citations Issued
<b>Graveyard</b>	102	38
<b>Day Shift</b>	134	137
<b>Swing Shift</b>	155	159
<b>Total:</b>	<b>391</b>	<b>334</b>







# Wilsonville Traffic Crashes May 2018

