

# Wilsonville

# December 2017



## City of Wilsonville Police Department

30000 SW Town Center Loop E  
Wilsonville, OR 97070

In Partnership with



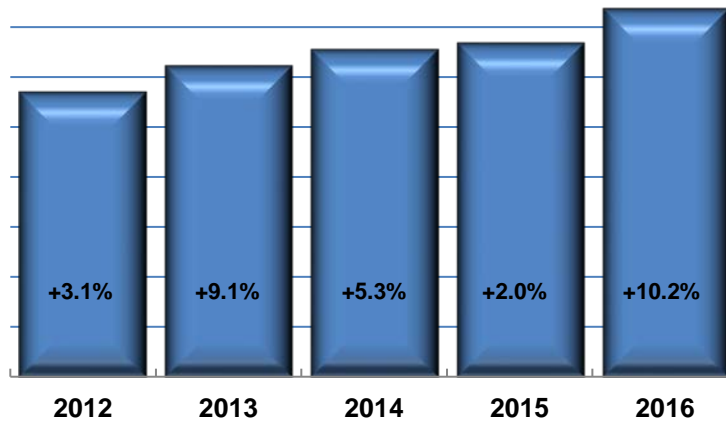
**Clackamas County**  
**Sheriff's Office**

## Monthly Summary

During December 2017, the Clackamas County Sheriff's Office provided law enforcement service to the City of Wilsonville on a 24 hour a day basis. During this time deputies assigned to Wilsonville responded to 581 calls for service, which was an average of 18.7 calls a day.

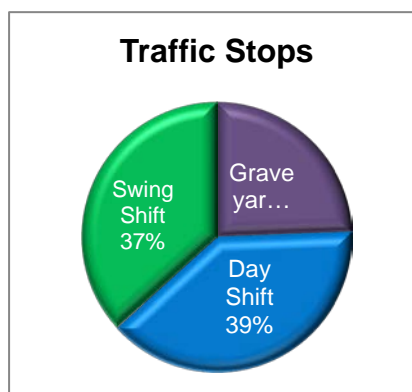
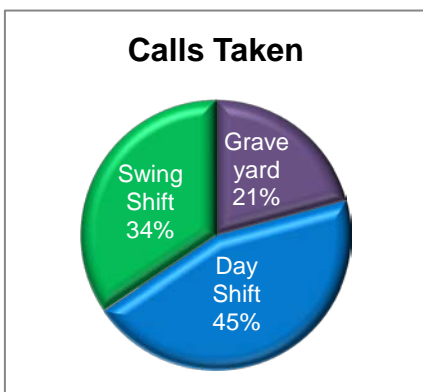
Below is a chart showing the number of calls for service in the City during the last 5 years.

<u>Year</u>	<u>Number of Calls</u>	<u>Monthly Average</u>	<u>Daily Average</u>
2012	5,709	475.8	15.6
2013	6,230	519.2	17.1
2014	6,558	546.5	18.0
2015	6,689	557.4	18.3
2016	7,369	614.1	20.2



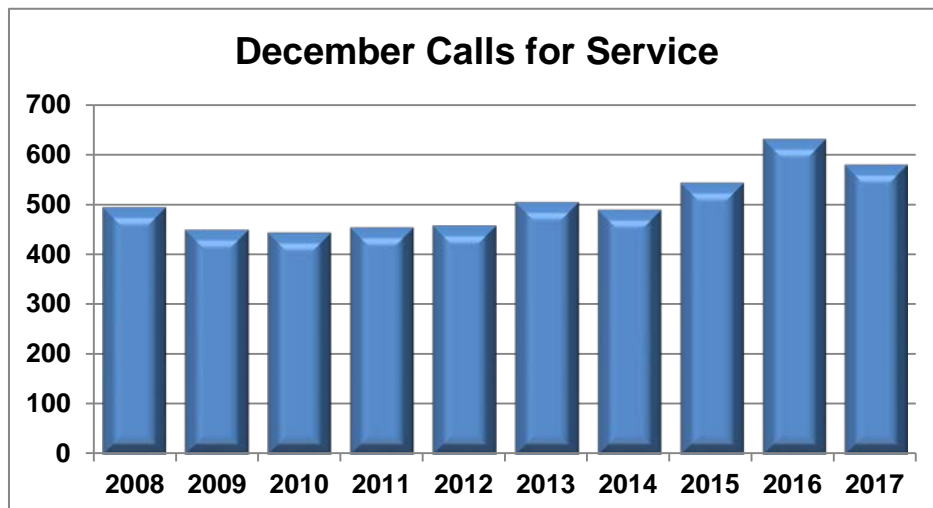
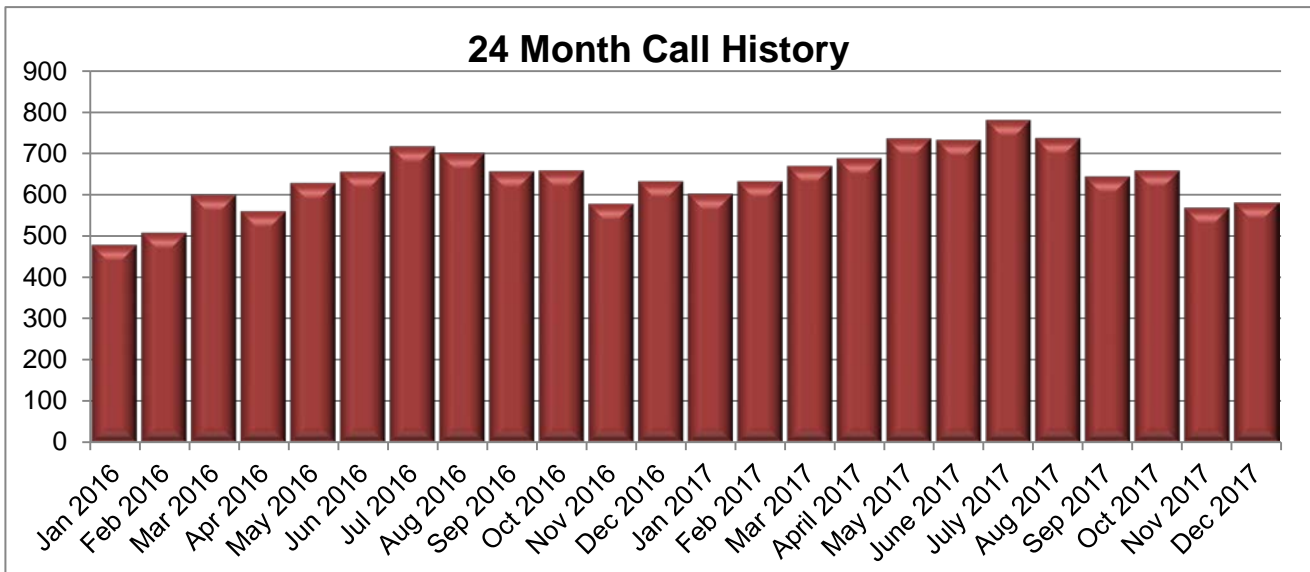
An overall look at the shift activity shows the following percentages of calls taken, traffic stops made and reports written for December.

	<u>Percentage of Calls Taken</u>	<u>Percentage of Traffic Stops</u>	<u>Percentage of Reports Written</u>
Graveyard	20.8%	24.4%	9.5%
Day Shift	44.8%	38.9%	50.6%
Swing Shift	34.4%	36.7%	39.9%



## Calls for Service

Number of Calls Per Shift	December 2017	December 2016	Monthly Average 2016
<b>Graveyard (2100-0700)</b>	121	146	130.4
<b>Day Shift (0700-1700)</b>	260	259	278.1
<b>Swing Shift (1100-0300)</b>	200	227	205.6
<b>Monthly Total</b>	<b>581</b>	<b>632</b>	<b>614.1</b>
<b>Daily Average</b>	18.7	10.4	20.2



## Types of Calls

This chart shows the types of calls for service during the month. These calls do not reflect actual criminal activity. In some cases the call was dispatched as a particular type of incident, but it was later determined to be of a different nature.

Type of Call	December 2017	December 2016	2016 Monthly Avg.
Alarm	69	69	59.5
Theft	50	49	37.8
Disturbance	34	45	35.6
Assist Agency	31	24	14.9
Assist Public	30	53	33.5
Welfare Check	27	30	27.1
Fraud	26	16	20.8
Parking Complaint	26	32	48.8
Threat / Harassment	25	25	21.3
Traffic Complaint	25	15	18.9
Suspicious Person	24	22	28.8
Property Investigation	20	18	15.5
Juvenile Problem	17	11	15.8
Suspicious Circumstances	16	8	13.6
Suspicious Vehicle	15	9	13.6
Traffic Crash	14	39	28.0
Fire Services	13	6	9.4
Animal Complaint	12	6	12.5
Criminal Mischief	12	12	13.3
Provide Information	12	7	23.3
Unwanted / Trespass	11	11	17.3
Unknown / Incomplete	9	10	13.8
Suicide Attempt / Threat	8	16	9.6
Other	7	9	11.4
Hazard	6	18	9.6
Noise Complaint	5	16	10.3
Stolen Vehicle	5	8	5.0
Assault	4	4	5.2
Mental	4	9	4.9
Recovered Stolen Vehicle	4	1	1.8
Burglary	3	7	4.7
Robbery	3		0.6
Vice Complaint	3	2	4.6
Missing Person	2	1	3.2
Open Door / Window	2	1	1.1
Runaway	2	7	3.4
Viol. Restraining Order	2	2	2.1
Abandoned Vehicle	1	1	3.8
Extra Patrol Request	1	2	2.2
Sex Crimes	1	3	2.9
Death Investigation		3	1.5
Minor in Possession			0.8
Promiscuous Shooting		1	1.2
Prowler		4	1.0
Shooting			0.1
<b>Total Calls:</b>	<b>581</b>	<b>632</b>	<b>614.1</b>

## Median Response Times to Dispatched Calls

All Dispatched Calls	December 2017	Previous 12 Month Average
<b>Input to Dispatch</b> (Time call was on hold)	2:52 Minutes	3:09 Minutes
<b>Dispatch to Arrival</b> (Time it took the deputy to arrive after being dispatched)	5:38 Minutes	5:23 Minutes

Priority 1 & 2 Calls	December 2017	Previous 12 Month Average
<b>Input to Dispatch</b> (Time call was on hold)	2:13 Minutes	2:30 Minutes
<b>Dispatch to Arrival</b> (Time it took the deputy to arrive after being dispatched)	5:13 Minutes	4:45 Minutes

## Other / Self-Initiated Activity

Type of Call	December 2017	December 2016	2016 Monthly Avg.
<b>Traffic Stop</b>	311	267	290.7
<b>Follow-Up Contact</b>	76	104	86.0
<b>Suspicious Veh. Stop</b>	40	57	63.8
<b>Training</b>	20	1	16.8
<b>Detail</b>	18	7	30.4
<b>Subject Stop</b>	17	16	36.5
<b>Warrant Service</b>	12	4	9.6
<b>Premise Check</b>	8	5	13.2
<b>Court</b>	5	2	4.0
<b>Suspect Contact</b>	4	6	4.2
<b>Meeting</b>	1	2	9.2
<b>Foot Patrol</b>		4	7.8
<b>Total Calls:</b>	<b>512</b>	<b>475</b>	<b>572.2</b>

## Reports Written

During December, 168 reports were written. 9.5% were written by the graveyard shift, 50.6% by the dayshift units and 39.9% were written by the swing shift units.

Type of Report	December 2017	December 2016	2016 Monthly Avg.
Traffic Crash	5	14	12.3
Theft	45	44	25.3
Criminal Mischief	8	10	9.8
Burglary	2	5	3.8
Stolen Vehicle	4	2	2.6
Assault	4	7	3.8
Identity Theft	2		3.8
Drug Crimes	1	3	4.4
Other Reports	97	103	116.9
<b>Total Calls:</b>	<b>168</b>	<b>188</b>	<b>182.7</b>

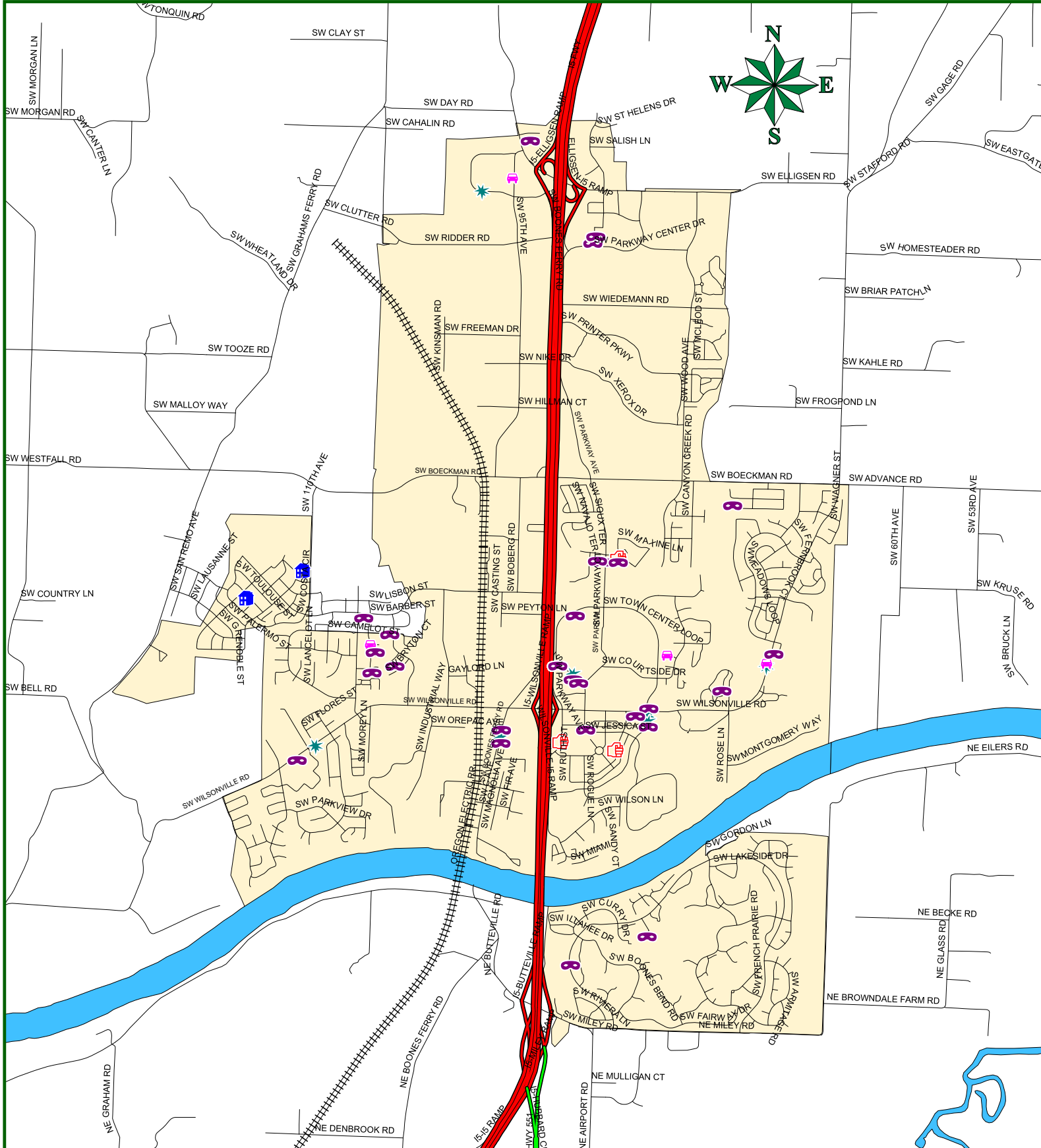
Shift Totals	December 2017	December 2016	2016 Monthly Avg.
Graveyard	16	37	33.9
Day Shift	85	88	86.2
Swing Shift	67	63	62.5



# Wilsonville December 2017



- Assault
- Burglary
- Criminal Mischief
- Stolen Vehicle
- Theft



## Traffic

During December 2017, 311 traffic stops were made in the City and 197 traffic citations were issued. Included in these totals are 119 traffic stops (38.2%) and 149 (75.6%) citations issued by the traffic deputies.

There were 7 arrests for Driving Under the Influence of Intoxicants (DUII).

Shift	Traffic Stops	Citations Issued
Graveyard	76	14
Day Shift	121	127
Swing Shift	114	56
<b>Total:</b>	<b>311</b>	<b>197</b>

