



# City of Wilsonville Police

July 2021



Early on July 7, employees of Tonkin Wilsonville Nissan contacted Wilsonville Police after they discovered a break in at their location. Someone had attempted to steal one of their vehicles, successfully stolen a second vehicle and electronics, and then abandoned a third vehicle—stolen out of Portland—on their lot.

Working with Portland Police, Tonkin of Wilsonville Nissan, and ultimately Coos Bay Police, the Wilsonville Police Department was able to track down the stolen vehicle while it was still in the thief's possession. Robert George Trejo III, 34, of Coos Bay, was taken into custody at N 19th St and Ocean Blvd in Coos Bay later that same day.

Trejo III has been charged with two counts of *Unauthorized Use of a Vehicle*, *Burglary*, and *Theft* in Clackamas County, where the case has been forwarded to the District Attorney's Office. Additional charges may be pending in Coos Bay and Portland.

Walter, a 30-year old Sulcata tortoise, escaped from his Wilsonville Critter Cabana home on July 9, leaving behind his brother, Wesley. Walter weighed 25-lbs at the time and requires special care. He was last seen down the street from Critter Cabana, where he was picked up by an unidentified female.

The Wilsonville Police Department is seeking information that will help reunite Walter with Wesley. Anyone with information regarding his whereabouts is encouraged to contact the Sheriff's tip line at 503-723-4949, case # 21-014439.



Walter



At 5:01 a.m. on July 13, Wilsonville Police received a Hit and Run call from the area of SW Stafford Hill Rd and SW Newland, which turned into a Burglary in Progress. Wade Erik Barry, 41, of Tacoma, Washington, was taken into custody nearby, a short time later.

An area-homeowner placed the call and followed the suspect by vehicle until the suspect crashed the truck he was driving. Throughout, the homeowner provided Clackamas 911 with updates on their location. After the crash, the homeowner gave chase by foot until Barry fell into a residential swimming pool, where he was contained until police arrived.

Barry was booked into the Clackamas County Sheriff's Office on several counts, including: *Theft*, *Unauthorized Use of a Vehicle*, *Harassment*, *Felon in Possession of Firearm*, *Failure to Perform Duties of Driver*, *Criminal Mischief*, *Burglary*, and *Criminal Trespass*. He was in possession of stolen property that included firearms, bicycles, garage remotes, credit cards, and key fobs. He made bail on July 14 and released after arraignment. His case now lies with the Clackamas County District Attorney's Office.

WILSONVILLE  
MONTHLY ACTIVITY REPORT  
July 2021

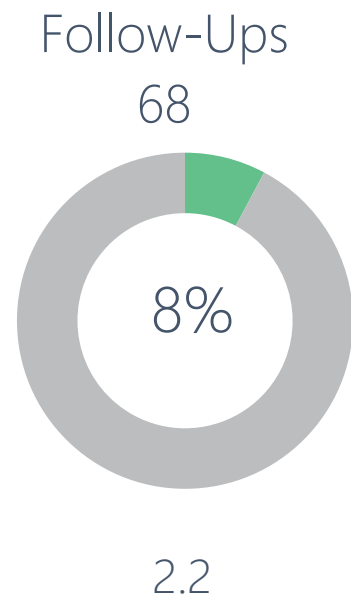
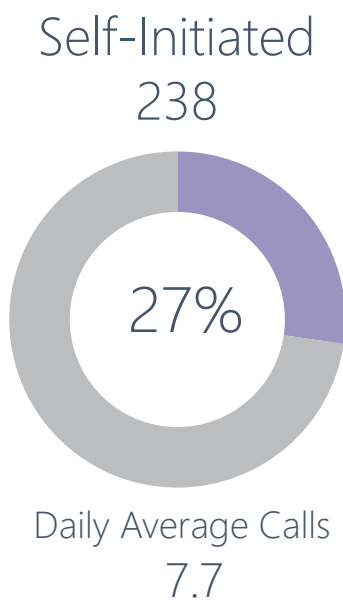
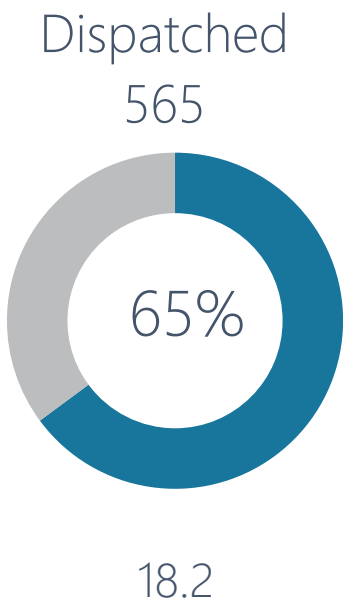
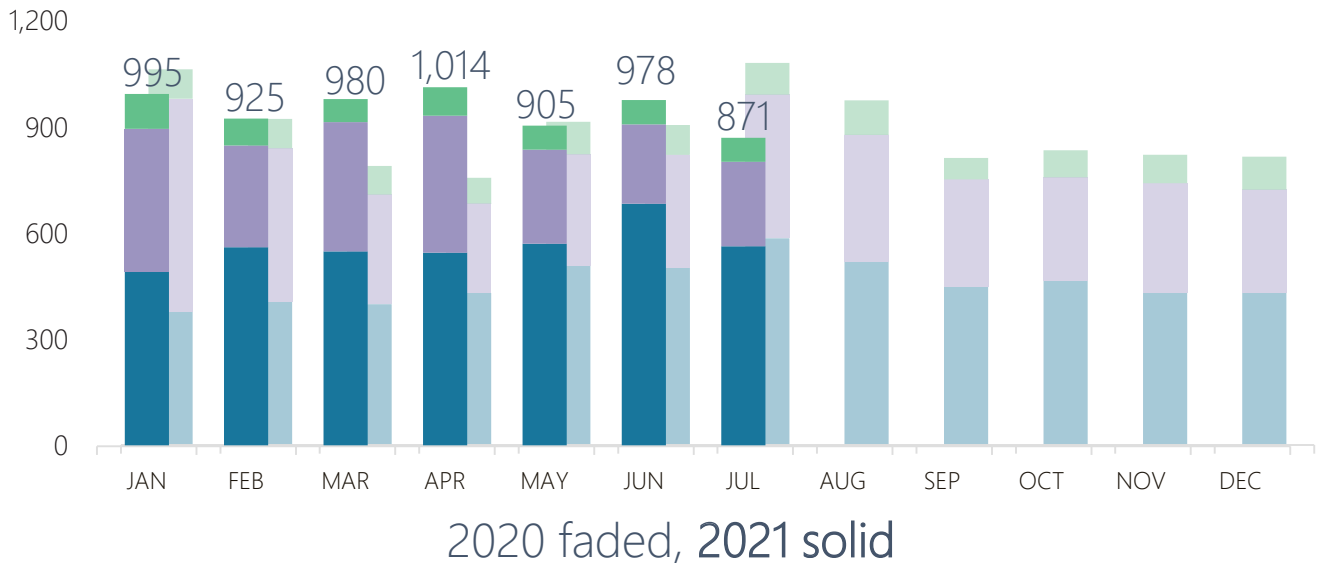


CITY OF WILSONVILLE POLICE DEPARTMENT  
30000 SW Town Center Loop  
Wilsonville, OR 97070

In Partnership with



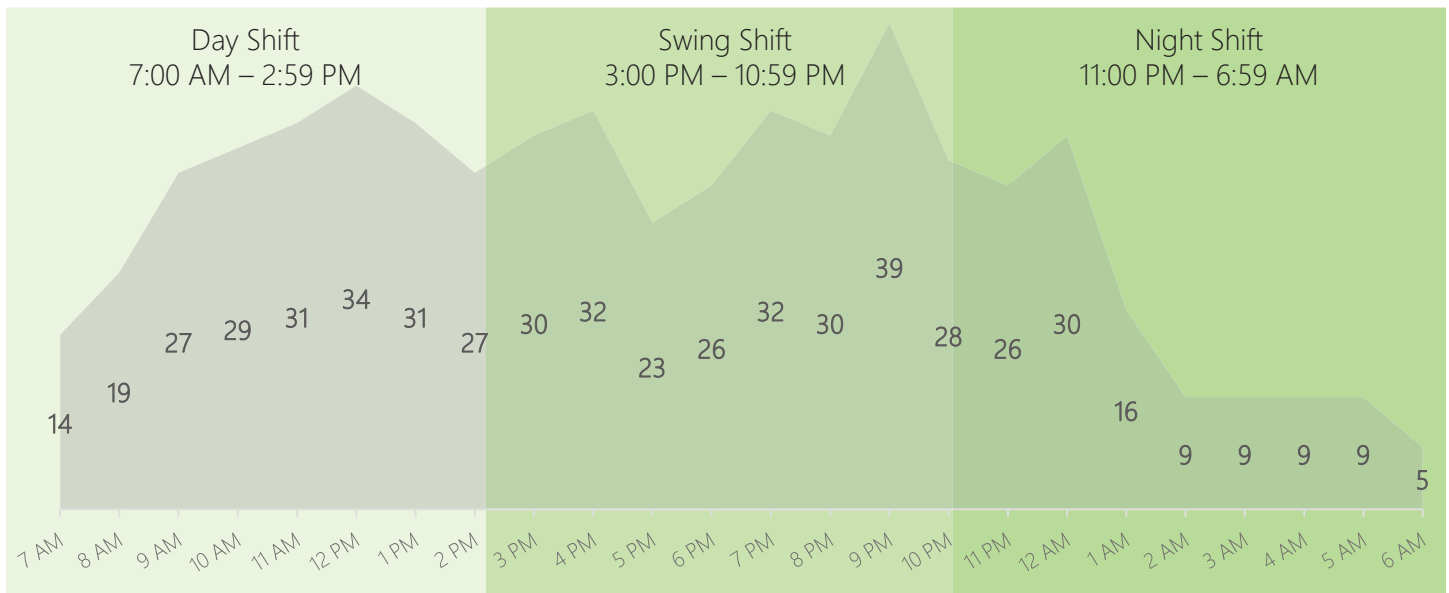
**Clackamas County  
Sheriff's Office**



Median Hold & Response Times for Dispatched Calls

Duration Type	All Calls	Priority 1 & 2 Calls
Hold Duration (Input to Dispatch)	3:26	1:55
Response Duration (Dispatch to Arrival)	5:50	5:03

**Dispatched** Calls for Service Breakdown by Hour of Day & Shift Time Groupings  
(not actual breakdown of Wilsonville PD shift schedules)



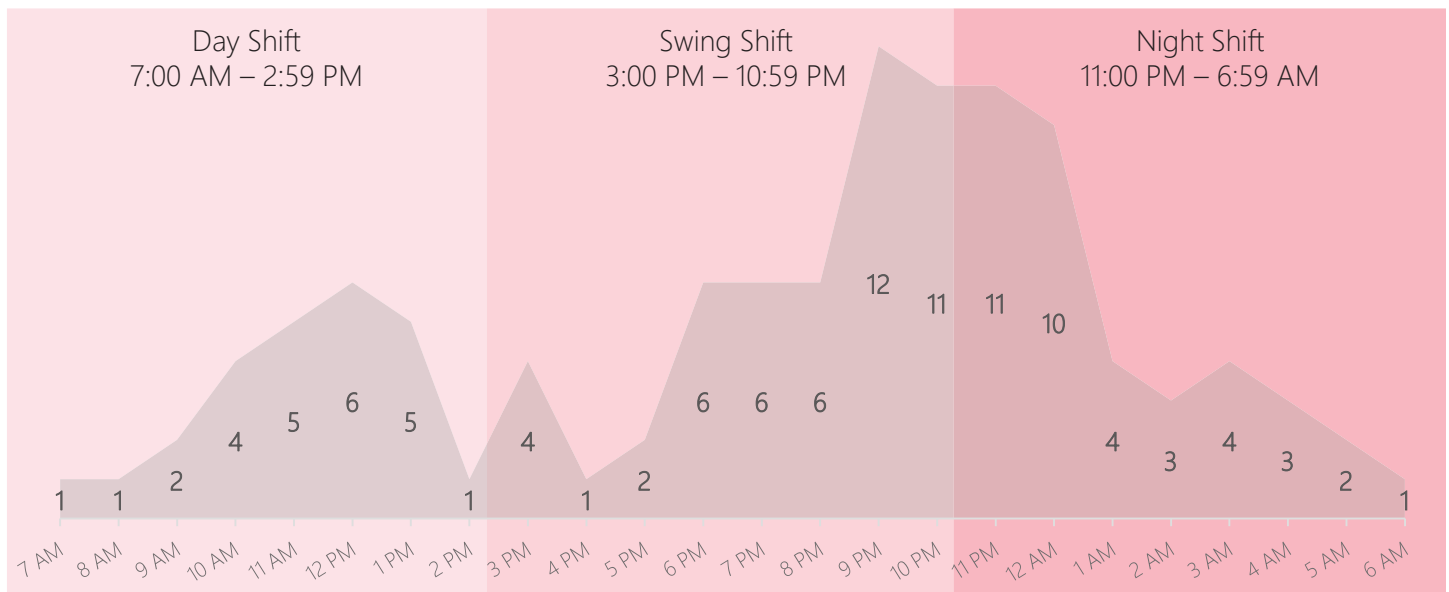
38%

42%

20%

All Calls

565 calls



23%

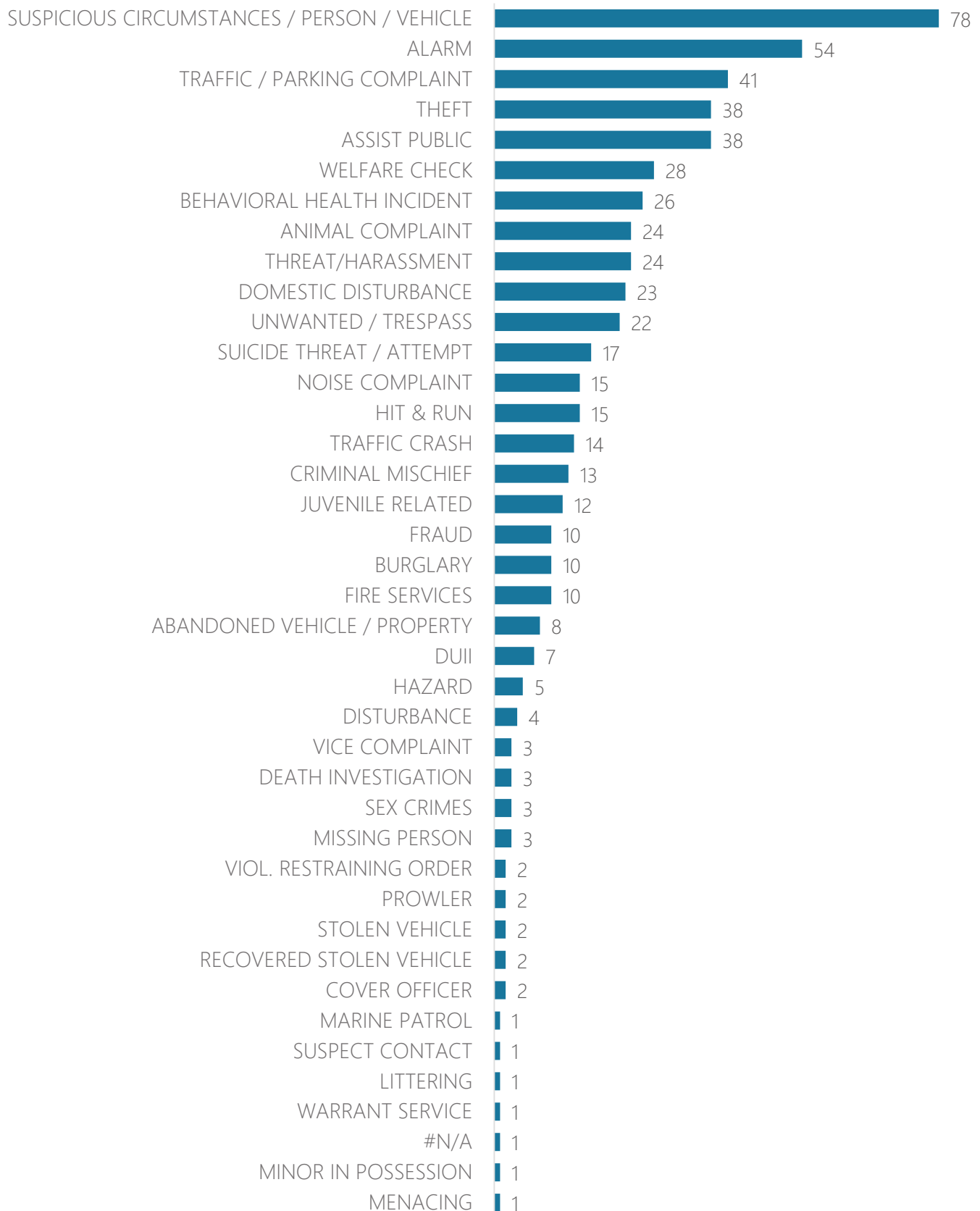
43%

34%

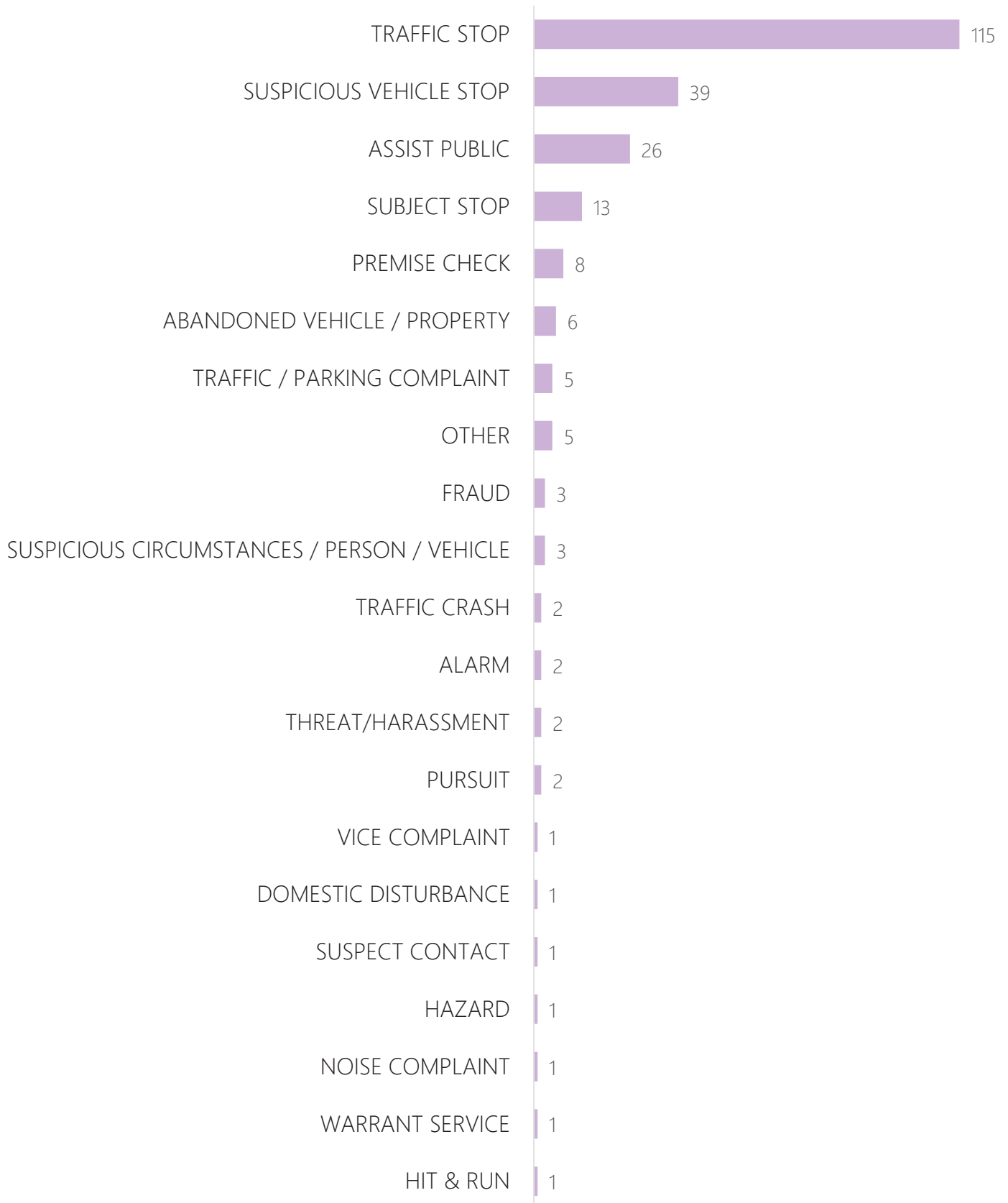
Priority 1 & 2 Calls

111 calls

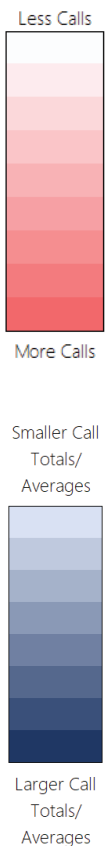
## Dispatched Call Types



## Self-Initiated Call Types

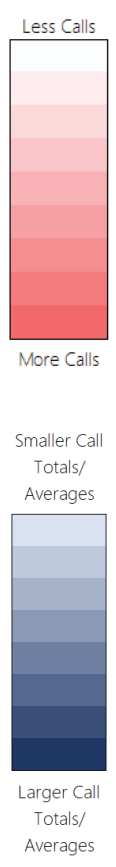


Dispatched Call Types	2020					2021							Rolling Monthly Average
	Aug	Sep	Oct	Nov	Dec	Jan	Feb	Mar	Apr	May	Jun	Jul	
ABANDONED VEHICLE / PROPERTY	20	16	10	10	6	7	7	10	18	16	12	8	11.7
ALARM (2nd)	49	48	55	60	38	48	69	49	49	63	83	54	55.4
ANIMAL COMPLAINT	26	11	18	10	18	13	17	21	17	9	35	24	18.3
ARSON	0	1	0	0	0	0	0	0	0	0	0	0	0.1
ASSAULT	7	1	4	2	2	4	7	3	2	3	13	0	4.0
ASSIST PUBLIC (4th)	35	39	44	30	28	31	34	24	31	41	44	38	34.9
BEHAVIORAL HEALTH INCIDENT	11	24	20	27	26	16	35	37	12	16	23	26	22.8
BURGLARY	10	3	10	3	8	3	1	3	0	7	6	10	5.3
COVER OFFICER	4	0	0	1	1	0	1	2	1	1	1	2	1.2
CRIMINAL MISCHIEF	22	18	12	14	16	7	7	6	12	8	19	13	12.8
DEATH INVESTIGATION	4	1	1	4	3	3	2	3	4	2	6	3	3.0
DISTURBANCE	11	8	8	6	7	7	7	4	10	4	9	4	7.1
DOMESTIC DISTURBANCE	27	17	32	22	25	35	32	33	32	39	29	23	28.8
DUII	7	2	5	12	6	4	6	3	6	7	5	7	5.8
EXTRA PATROL REQUEST	5	3	1	3	0	1	0	1	2	3	2	0	1.8
FIRE SERVICES	7	2	10	9	7	3	10	7	5	4	11	10	7.1
FRAUD	29	18	10	18	25	16	22	23	14	19	18	10	18.5
HAZARD	6	5	10	7	9	4	14	5	8	8	8	5	7.4
HIT & RUN	17	9	11	3	12	19	11	9	10	15	14	15	12.1
JUVENILE RELATED	14	12	16	13	18	10	10	10	14	25	21	12	14.6
LITTERING	0	2	0	0	0	1	0	0	0	1	1	1	0.5
MARINE PATROL	1	0	0	0	0	0	0	0	0	1	2	1	0.4
MARINE RESCUE	0	0	0	0	0	0	0	0	0	0	0	1	0.1
MENACING	1	2	3	0	0	0	1	3	1	2	1	1	1.3
MINOR IN POSSESSION	1	0	1	2	0	0	0	0	1	1	3	1	0.8
MISSING PERSON	4	3	2	3	6	7	1	5	4	4	1	3	3.6
NOISE COMPLAINT	15	13	12	7	3	15	9	6	13	12	10	15	10.8
OTHER	0	0	0	0	2	0	0	1	2	0	1	0	0.5
OVERDOSE	0	1	0	0	1	2	1	4	1	0	1	0	0.9
PREMISE CHECK	0	0	0	0	0	0	1	0	1	0	3	0	0.4
PROMISCUOUS SHOOTING	3	0	1	1	0	1	4	0	0	0	3	0	1.1
PROWLER	0	0	2	0	0	0	0	0	0	1	1	2	0.5
RECOVERED STOLEN VEHICLE	1	1	1	2	1	3	1	0	0	0	3	2	1.3
ROBBERY	0	1	2	0	0	1	0	0	0	0	1	0	0.4
SEX CRIMES	3	1	4	2	4	0	1	1	2	1	2	3	2.0
SHOOTING	1	0	0	0	1	0	0	0	1	0	0	0	0.3
STOLEN VEHICLE	10	11	6	7	7	8	7	7	1	6	11	2	6.9
SUICIDE THREAT / ATTEMPT	14	13	9	13	9	13	6	8	13	18	12	17	12.1
SUSPECT CONTACT	0	1	1	2	0	0	0	0	0	0	1	1	0.5
SUSPICIOUS CIRCUMSTANCES / PERSON / VEHICLE (1st)	82	106	85	70	77	68	74	78	88	91	89	78	82.2
THEFT (3rd)	48	57	49	39	47	46	46	37	46	23	39	38	42.9
THREAT/HARASSMENT	21	20	18	23	20	16	21	20	17	26	18	24	20.3
TRAFFIC / PARKING COMPLAINT	22	15	21	27	18	19	16	30	35	19	31	41	24.5
TRAFFIC CRASH	14	8	12	15	17	9	10	14	15	22	10	14	13.3
UNWANTED / TRESPASS	24	19	13	25	27	23	26	30	17	20	20	22	22.2
VICE COMPLAINT	0	5	5	3	4	0	3	5	7	4	3	3	3.5
VIOL. RESTRAINING ORDER	7	6	8	4	5	1	0	3	3	1	3	2	3.6
WARRANT SERVICE	0	2	0	1	0	1	0	0	1	1	3	1	0.8
WELFARE CHECK (5th)	50	20	37	27	22	28	42	45	31	28	53	28	34.3
<b>Grand Total</b>	<b>633</b>	<b>545</b>	<b>569</b>	<b>527</b>	<b>526</b>	<b>493</b>	<b>562</b>	<b>550</b>	<b>547</b>	<b>572</b>	<b>685</b>	<b>565</b>	<b>564.5</b>



\*Top 5 dispatched call types in last 12 months in red

Self-Initiated Call Types	2020					2021							Rolling Monthly Average
	Aug	Sep	Oct	Nov	Dec	Jan	Feb	Mar	Apr	May	Jun	Jul	
ABANDONED VEHICLE / PROPERTY	5	7	5	9	6	2	5	4	4	5	10	6	5.7
ALARM	0	0	1	0	0	2	0	1	1	1	1	2	0.8
ANIMAL COMPLAINT	3	4	2	2	2	1	3	1	0	1	1	0	1.7
ASSAULT	0	0	0	0	0	1	0	0	0	0	0	0	0.1
ASSIST PUBLIC (4th)	33	28	21	24	22	21	16	20	27	26	28	26	24.3
BEHAVIORAL HEALTH INCIDENT	0	0	1	1	0	0	2	0	1	0	0	0	0.4
BURGLARY	0	0	0	0	0	1	0	0	0	0	0	0	0.1
CRIMINAL MISCHIEF	1	4	0	1	0	0	0	0	1	1	0	0	0.7
DEATH INVESTIGATION	0	0	1	0	0	0	0	0	0	0	0	0	0.1
DISTURBANCE	0	0	1	0	1	0	0	0	0	0	0	0	0.2
DOMESTIC DISTURBANCE	0	0	0	0	1	1	1	0	0	0	1	1	0.4
DUII	1	0	0	0	0	0	0	0	0	0	1	0	0.2
EXTRA PATROL REQUEST	3	0	0	7	0	1	1	1	0	3	2	0	1.5
FIRE SERVICES	0	0	0	1	0	1	0	0	0	0	0	0	0.2
FRAUD	3	3	1	0	0	2	2	2	0	3	0	3	1.6
HAZARD	3	4	1	5	2	4	19	4	2	1	1	1	3.9
HIT & RUN	0	1	0	0	0	0	0	0	0	2	0	1	0.3
JUVENILE RELATED	1	4	0	0	0	1	0	1	0	0	0	0	0.6
K9 REQUEST	1	0	0	0	0	2	1	0	0	0	0	0	0.3
MISSING PERSON	0	1	1	0	0	0	0	0	0	0	0	0	0.2
NOISE COMPLAINT	0	0	0	0	0	0	1	0	0	0	0	1	0.2
OTHER	2	8	2	6	2	4	2	12	13	7	2	5	5.4
PREMISE CHECK (3rd)	38	34	26	33	51	47	12	13	13	12	8	8	24.6
PURSUIT	1	0	0	0	0	1	0	1	2	2	2	2	0.9
RECOVERED STOLEN VEHICLE	0	1	0	1	3	1	0	1	3	1	0	0	0.9
SEX CRIMES	1	0	0	0	1	0	0	0	0	0	0	0	0.2
STOLEN VEHICLE	0	1	0	0	1	0	0	0	0	1	0	0	0.3
SUBJECT STOP (5th)	29	22	22	7	14	20	12	13	10	13	15	13	15.8
SUICIDE THREAT / ATTEMPT	0	0	0	1	0	0	0	0	0	0	0	0	0.1
SUSPECT CONTACT	4	1	0	3	0	3	1	1	2	3	2	1	1.8
SUSPICIOUS CIRCUMSTANCES / PERSON / VEHICLE	13	8	6	6	4	7	5	1	4	4	7	3	5.7
SUSPICIOUS VEHICLE STOP (2nd)	78	75	94	96	83	84	51	75	39	41	48	39	66.9
THEFT	1	2	1	0	1	1	1	0	0	1	1	0	0.8
THREAT/HARASSMENT	0	0	1	0	1	0	0	0	0	0	0	2	0.3
TRAFFIC / PARKING COMPLAINT	15	16	10	11	6	10	7	18	16	15	8	5	11.4
TRAFFIC CRASH	0	1	1	2	2	0	0	2	1	1	1	2	1.1
TRAFFIC STOP (1st)	199	146	154	155	152	184	143	191	244	120	84	115	157.3
UNWANTED / TRESPASS	0	0	0	1	0	0	0	1	0	1	0	0	0.3
VICE COMPLAINT	1	0	0	0	0	0	0	0	0	0	0	1	0.2
VIOL. RESTRAINING ORDER	0	0	1	0	0	0	0	0	0	0	0	0	0.1
WARRANT SERVICE	1	0	1	1	0	0	0	2	1	0	1	1	0.7
WELFARE CHECK	0	0	1	3	0	1	2	0	2	1	0	0	0.8
<b>Grand Total</b>	<b>437</b>	<b>371</b>	<b>355</b>	<b>376</b>	<b>355</b>	<b>403</b>	<b>287</b>	<b>365</b>	<b>386</b>	<b>266</b>	<b>224</b>	<b>238</b>	<b>338.6</b>
	4,063												



\*Top 5 dispatched call types in last 12 months in red



## Dispatched Call Types

Dispatched Call Type	July		% Difference
	2020	2021	
BURGLARY	3	10	233%
MISSING PERSON	1	3	200%
FIRE SERVICES	5	10	100%
PROWLER	1	2	100%
DUII	4	7	75%
TRAFFIC / PARKING COMPLAINT	26	41	58%
SUICIDE THREAT / ATTEMPT	11	17	55%
DEATH INVESTIGATION	2	3	50%
THREAT/HARASSMENT	23	24	4%
BEHAVIORAL HEALTH INCIDENT	25	26	4%
ALARM	53	54	2%
CRIMINAL MISCHIEF	13	13	No change
DOMESTIC DISTURBANCE	23	23	No change
HAZARD	5	5	No change
HIT & RUN	15	15	No change
MINOR IN POSSESSION	1	1	No change
RECOVERED STOLEN VEHICLE	2	2	No change
SUSPECT CONTACT	1	1	No change
WARRANT SERVICE	1	1	No change
NOISE COMPLAINT	16	15	-6%
TRAFFIC CRASH	15	14	-7%
ANIMAL COMPLAINT	26	24	-8%
UNWANTED / TRESPASS	27	22	-19%
SEX CRIMES	4	3	-25%
VICE COMPLAINT	4	3	-25%
SUSPICIOUS CIRCUMSTANCES / PERSON / VEHICLE	107	78	-27%
ASSIST PUBLIC	62	38	-39%
THEFT	64	38	-41%
ABANDONED VEHICLE / PROPERTY	14	8	-43%
JUVENILE RELATED	22	12	-45%
COVER OFFICER	4	2	-50%
WELFARE CHECK	58	28	-52%
LITTERING	3	1	-67%
VIOL. RESTRAINING ORDER	6	2	-67%
FRAUD	31	10	-68%
DISTURBANCE	13	4	-69%
STOLEN VEHICLE	11	2	-82%
ASSAULT	4	0	-100%
OTHER	4	0	-100%
OVERDOSE	1	0	-100%
ROBBERY	1	0	-100%
TRAFFIC STOP	1	0	-100%
MARINE PATROL	0	1	NC
MARINE RESCUE	0	1	NC
MENACING	0	1	NC
<b>Grand Total</b>	<b>713</b>	<b>565</b>	<b>-21%</b>

Increase

Decrease

NC = Not Calculable. A percentage difference is not calculable when the older value equals 0, as the newer value cannot divide into 0.

## Self-Initiated Call Types

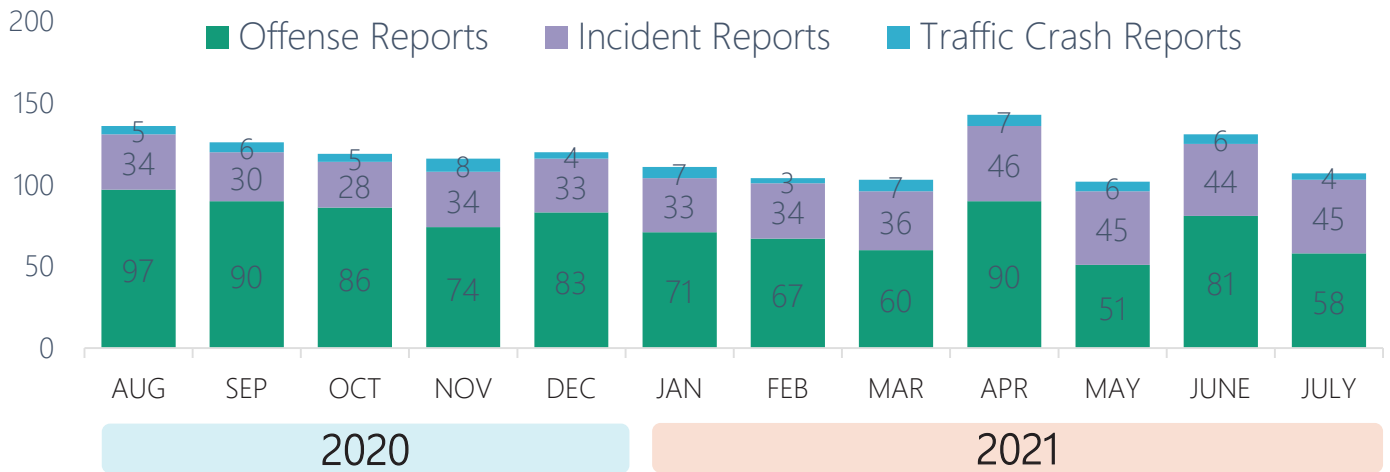
Self-Initiated Call Type	July		% Difference
	2020	2021	
OTHER	1	5	400%
ASSIST PUBLIC	16	26	63%
ABANDONED VEHICLE / PROPERTY	4	6	50%
FRAUD	2	3	50%
NOISE COMPLAINT	1	1	No change
TRAFFIC CRASH	2	2	No change
WARRANT SERVICE	1	1	No change
TRAFFIC STOP	187	115	-39%
TRAFFIC / PARKING COMPLAINT	10	5	-50%
SUBJECT STOP	28	13	-54%
SUSPICIOUS VEHICLE STOP	103	39	-62%
HAZARD	3	1	-67%
SUSPECT CONTACT	4	1	-75%
SUSPICIOUS CIRCUMSTANCES / PERSON / VEHICLE	19	3	-84%
PREMISE CHECK	98	8	-92%
ANIMAL COMPLAINT	4	0	-100%
CRIMINAL MISCHIEF	1	0	-100%
EXTRA PATROL REQUEST	3	0	-100%
K9 REQUEST	1	0	-100%
RECOVERED STOLEN VEHICLE	1	0	-100%
THEFT	2	0	-100%
WELFARE CHECK	1	0	-100%
ALARM	0	2	NC
DOMESTIC DISTURBANCE	0	1	NC
HIT & RUN	0	1	NC
PURSUIT	0	2	NC
THREAT/HARASSMENT	0	2	NC
VICE COMPLAINT	0	1	NC
<b>Grand Total</b>	<b>492</b>	<b>238</b>	<b>-52%</b>

Increase

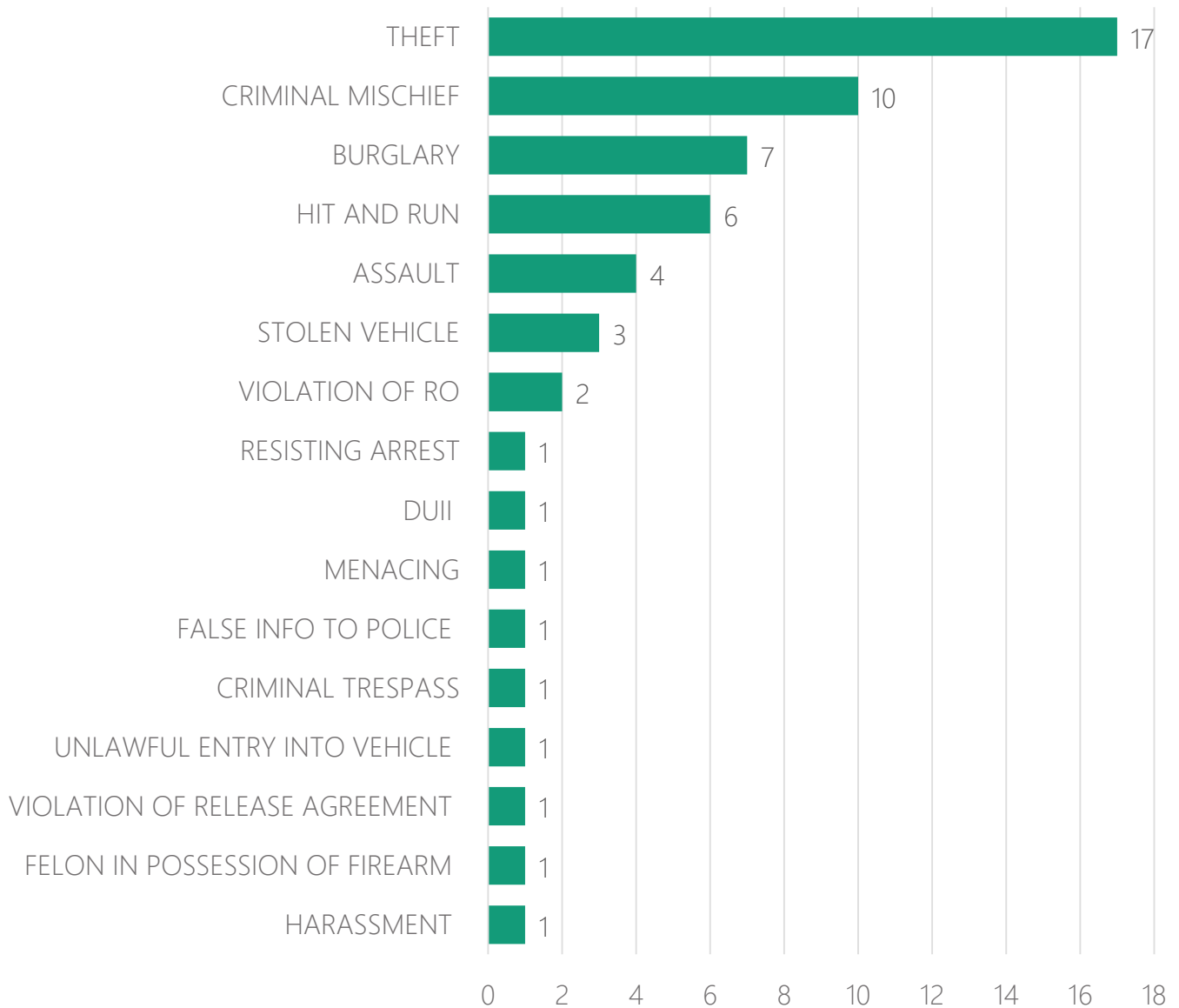
Decrease

NC = Not Calculable. A percentage difference is not calculable when the older value equals 0, as the newer value cannot divide into 0.

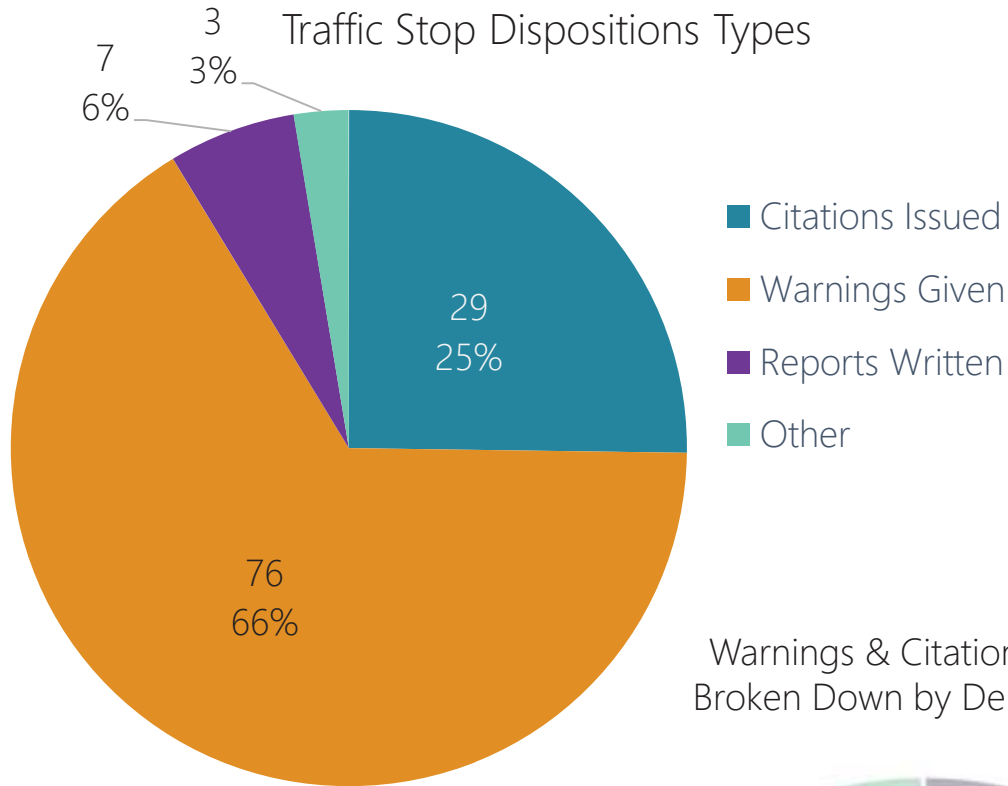
### Monthly Reports Written



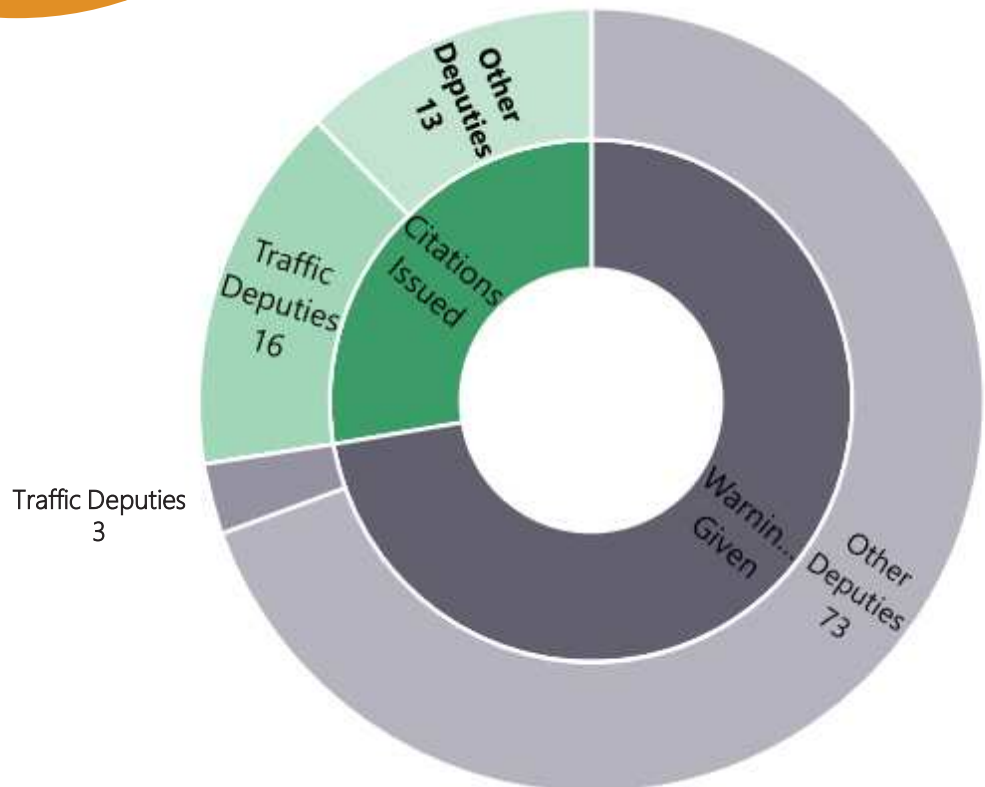
### Offense Reports Written Breakdown by Top Charge



In July 2021, **115** traffic stops were made within the city limits, resulting in **29** citations issued, **76** warnings given, and **7** offense/incident reports created. Of the **29** citations issued, **44** violations were included (see next slide).

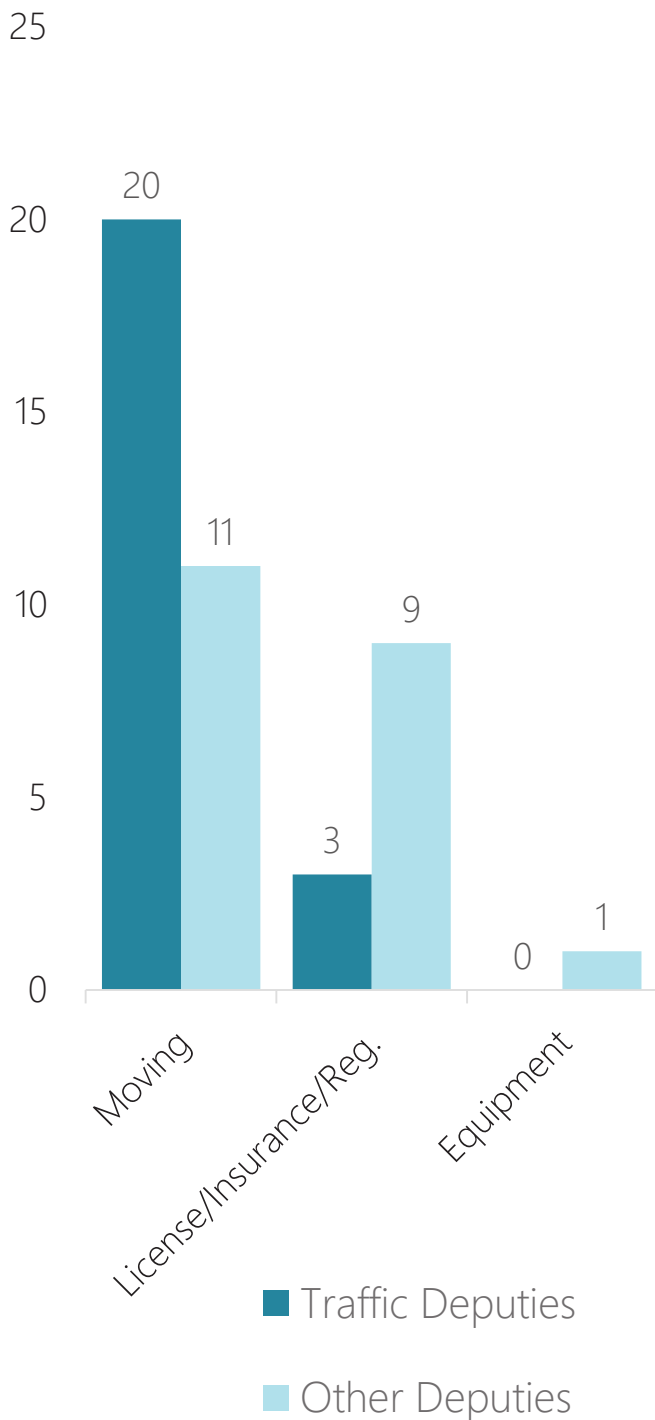


Warnings & Citations Issued Broken Down by Deputy Type

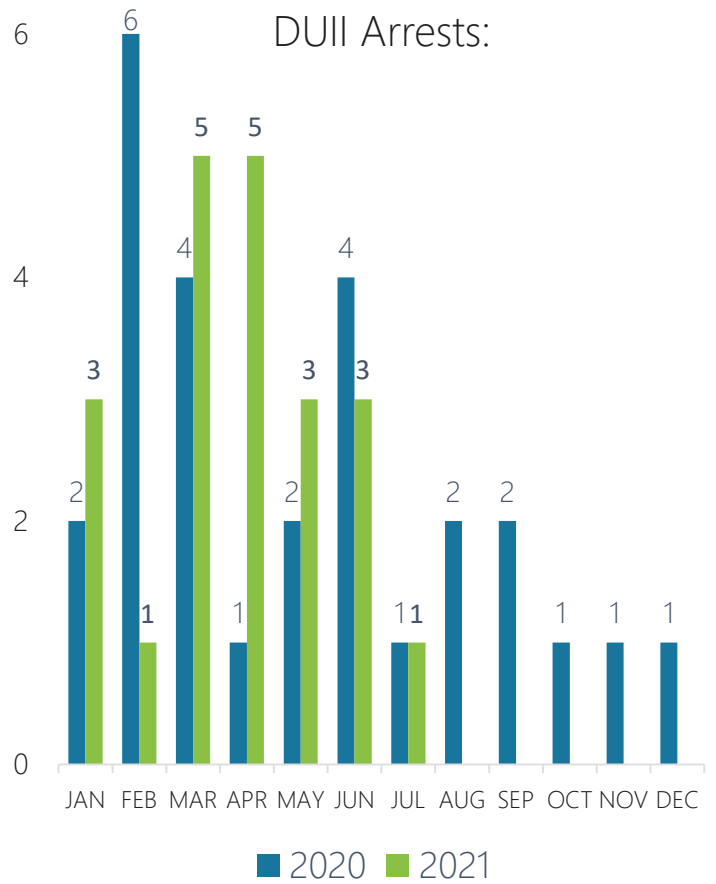


Citation Types Issued:

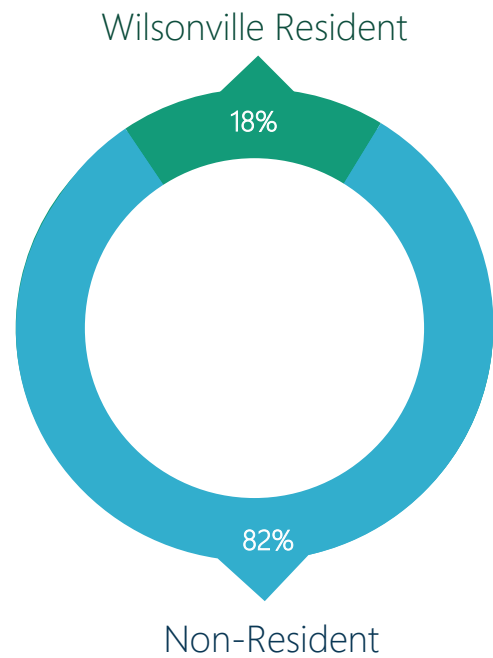
Of the 29 citations issued, 44 violations were included in the following types:



DUII Arrests:



Driver's Residency of Traffic Stop Subject (according to DL):



Map #	Case	Date	Address
1	21-013841	Jul 1	SW WILSONVILLE ROAD / SW MEADOWS LOOP
2	21-015441	Jul 22	SW KINSMAN RD / SW WILSONVILLE RD
3	21-015581	Jul 23	SB I-5 / SW ELLIGSEN RD
4	21-015900	Jul 27	SW WILSONVILLE RD / I5 FWY NB

## Map of Traffic Crash Reports

