



City of Wilsonville Police

June 2021



Sergeant Pearson

The 2020 Clackamas County Sheriff's Office Annual Awards Ceremony was held in June. Due to COVID-19 concerns, the event was modified to reduce the number of people attending and amount of time involved. Three officers from the Wilsonville Police Department were honored, receiving Life Saving Awards. They were Deputies Zachary Keirsey and Steve Tucker, and Sergeant Brian Pearson.



Deputy Keirsey

During March 2020, Keirsey and Tucker responded to a 911 call regarding someone at the Boeckman Road I-5 overpass. A woman was threatening to jump. The overpass stood 40' over the busy interstate. She rejected their attempts to talk with her and when it appeared she was going to jump, moving together, they quickly gained control of her and pulled her to safety.



Deputy Tucker

During October 2020, Pearson followed up on a Welfare Check, concerned things weren't what they'd seemed. His instincts proved correct. A man he'd checked on the previous day, who'd spoken through a closed door and hadn't wanted assistance, was in dire need of help and unable to save himself. Pearson was able to break entry at the residence and rescue the man, who hadn't had food or water in several days and been unable to get out of bed. He'd become disoriented, emaciated, and soiled. The man was transported to a hospital where he was treated for a number of conditions, and has now recovered.

We are honored to have these law enforcement officers working with us at the Wilsonville Police Department.

With June came some of the hottest days on record in Oregon's history, reaching more than 113 degrees in some areas.

Deputies kept busy responding to heat-related calls, including persons and pets in distress. One citation for Animal Neglect was issued. This pup was happy to cool down once liberated from the hot vehicle where he had been left.



Heidi McKinney went missing on March 24 of this year and tips were sought by police.

She was located and confirmed safe on June 23, 2021.

The Wilsonville Police Department and Clackamas County Sheriff's Office are no longer investigating the matter.

Thank you to all who helped by calling in tips.

WILSONVILLE
MONTHLY ACTIVITY REPORT
June 2021

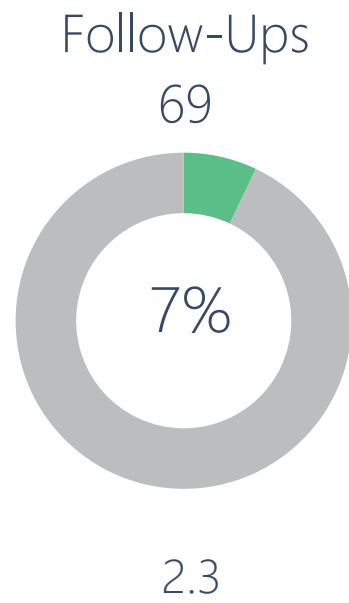
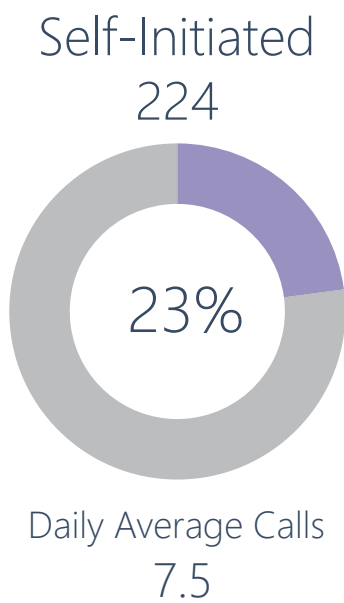
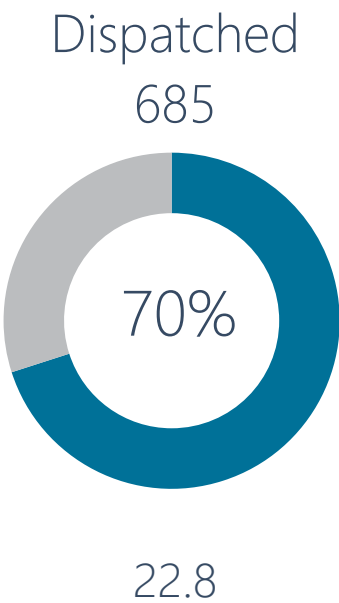
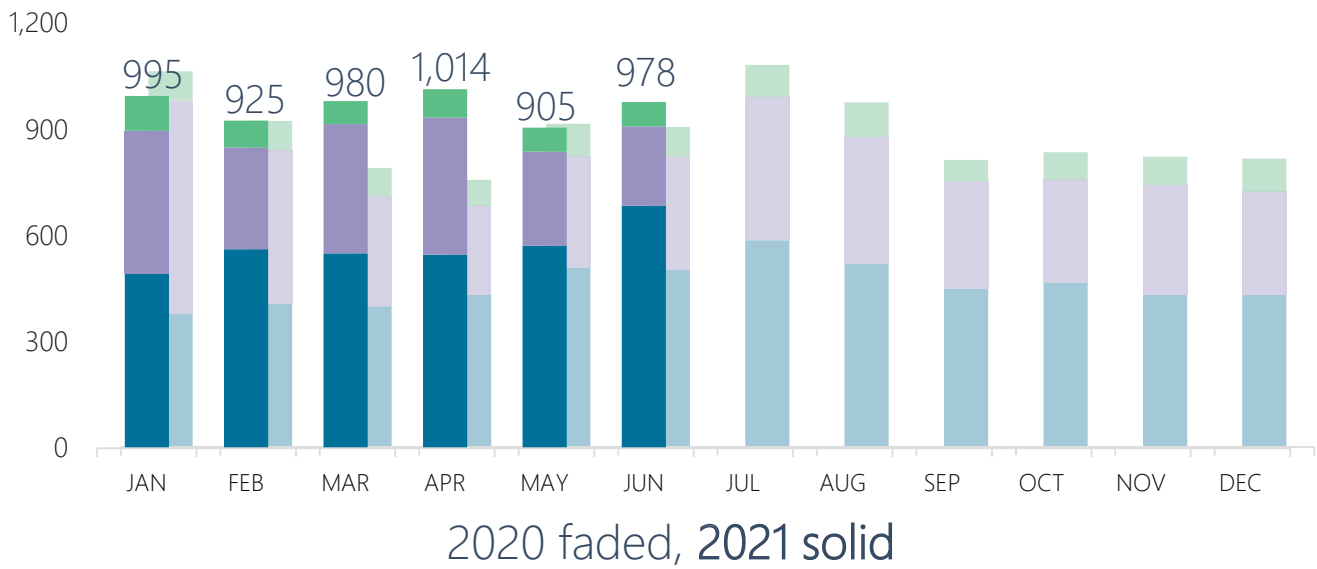


CITY OF WILSONVILLE POLICE DEPARTMENT
30000 SW Town Center Loop
Wilsonville, OR 97070

In Partnership with

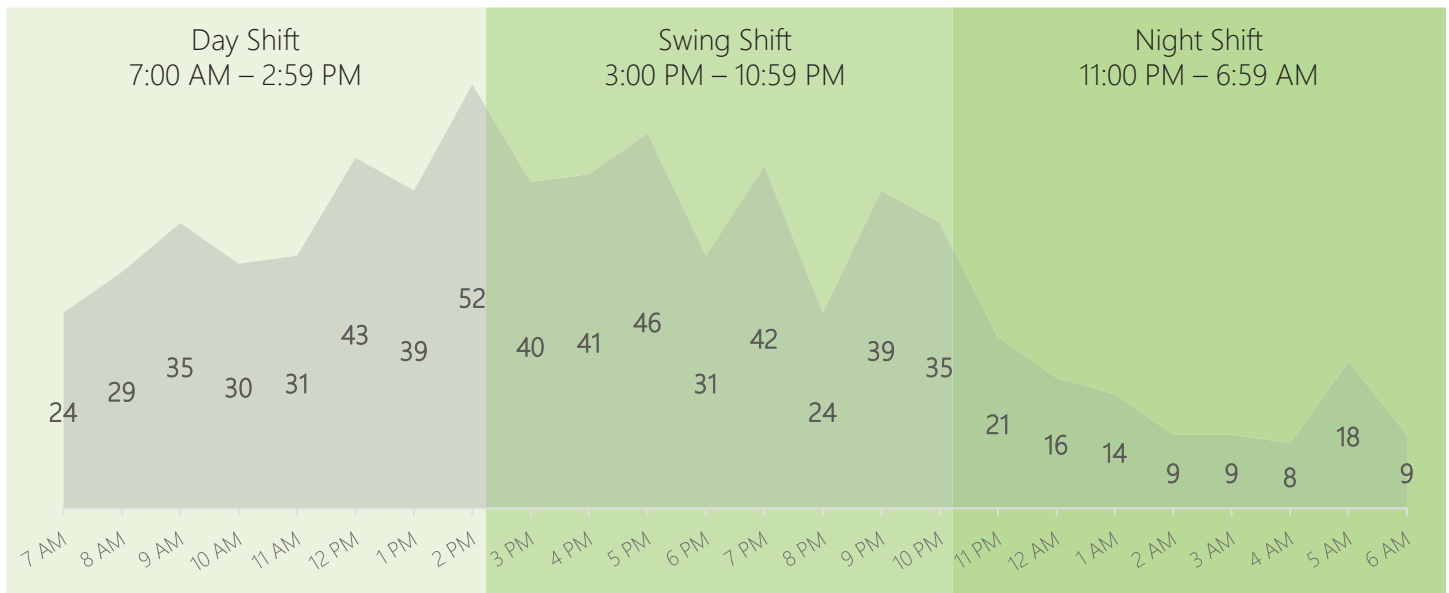


**Clackamas County
Sheriff's Office**



Median Hold & Response Times for Dispatched Calls		
Duration Type	All Calls	Priority 1 & 2 Calls
Hold Duration (Input to Dispatch)	3:58	2:25
Response Duration (Dispatch to Arrival)	6:11	5:27

Dispatched Calls for Service Breakdown by Hour of Day & Shift Time Groupings
(not actual breakdown of Wilsonville PD shift schedules)



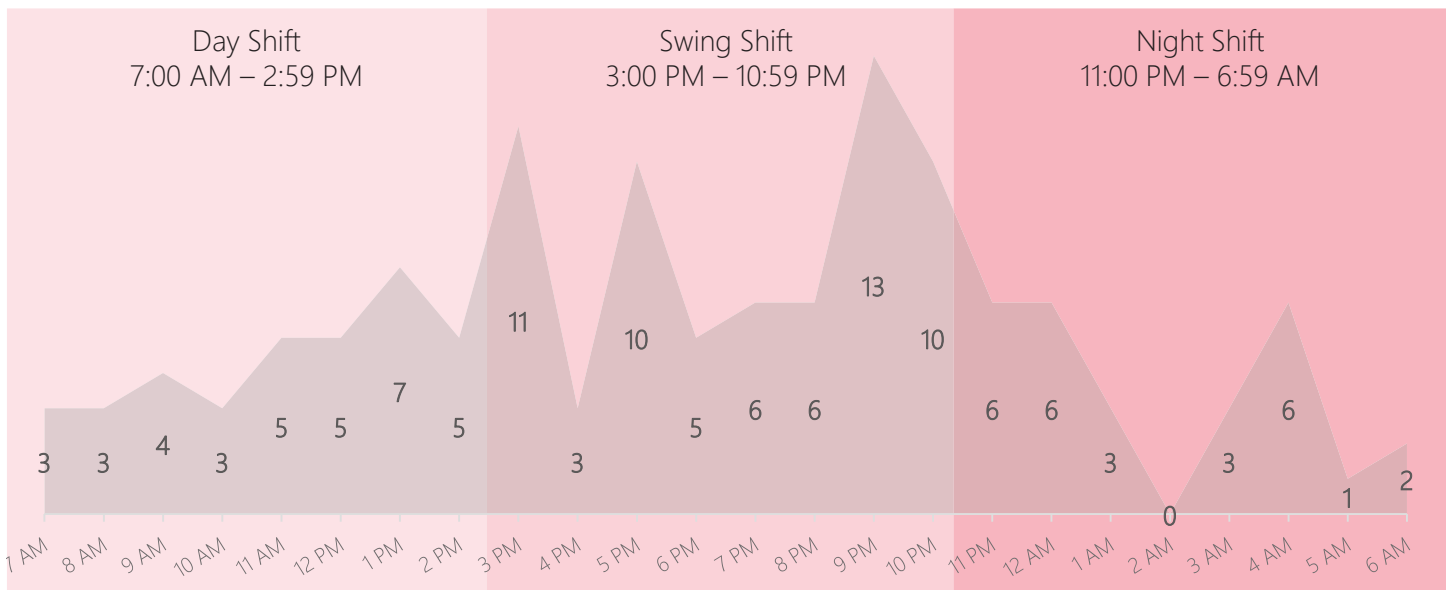
38%

44%

18%

All Calls

685 calls



26%

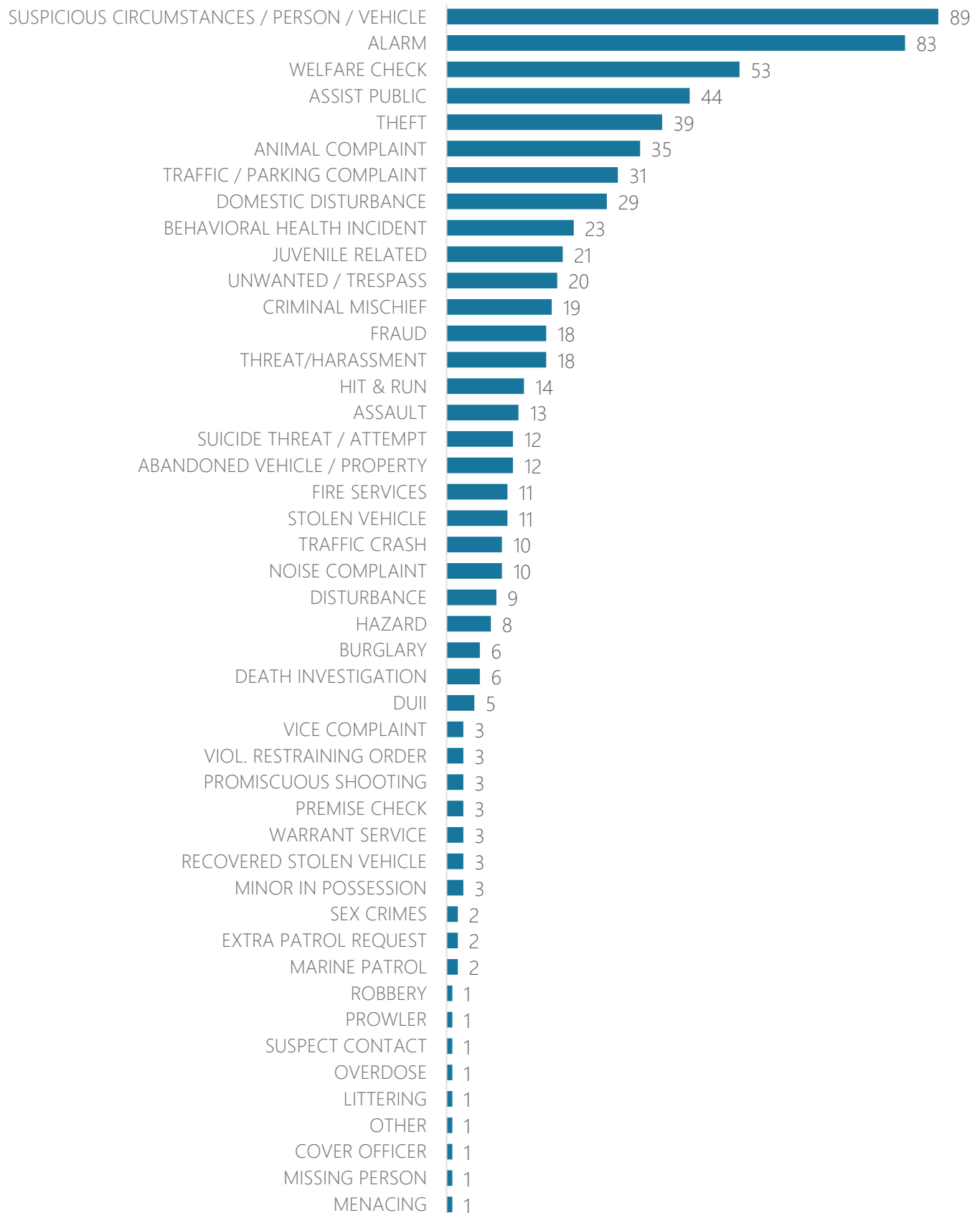
50%

23%

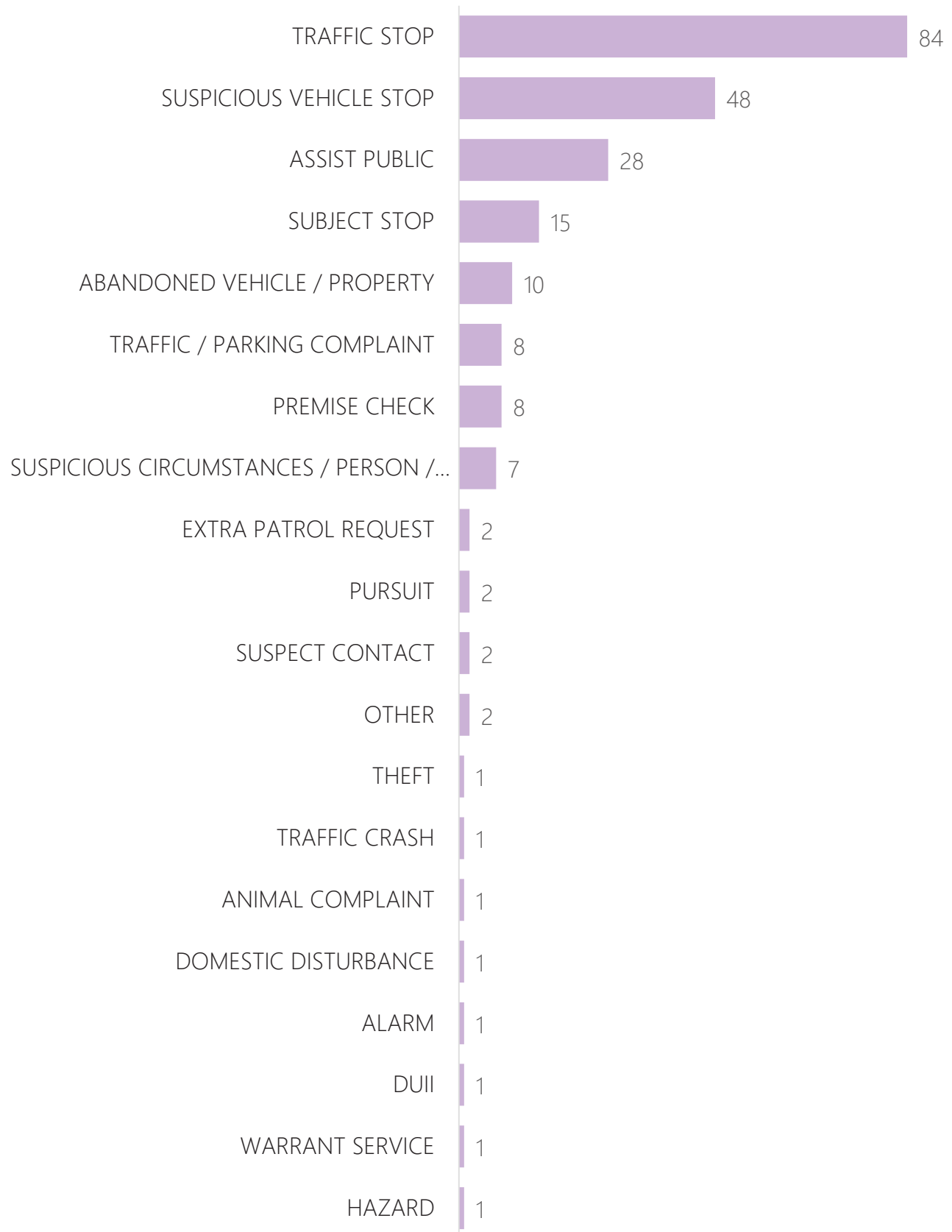
Priority 1 & 2 Calls

126 calls

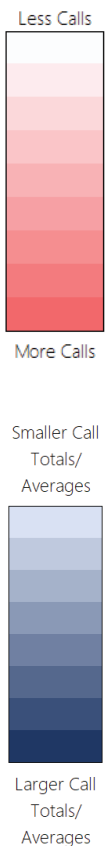
Dispatched Call Types



Self-Initiated Call Types

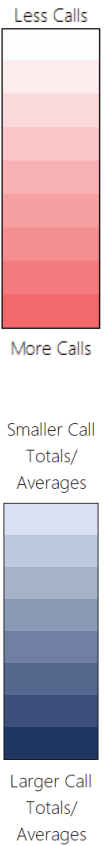


Dispatched Call Types	2020						2021						Rolling Monthly Average
	Jul	Aug	Sep	Oct	Nov	Dec	Jan	Feb	Mar	Apr	May	Jun	
ABANDONED VEHICLE / PROPERTY	14	20	16	10	10	6	7	7	10	18	16	12	12.2
ALARM (2nd)	53	49	48	55	60	38	48	69	49	49	63	83	55.3
ANIMAL COMPLAINT	26	26	11	18	10	18	13	17	21	17	9	35	18.4
ARSON	0	0	1	0	0	0	0	0	0	0	0	0	0.1
ASSAULT	4	7	1	4	2	2	4	7	3	2	3	13	4.3
ASSIST PUBLIC (4th)	62	35	39	44	30	28	31	34	24	31	41	44	36.9
BEHAVIORAL HEALTH INCIDENT	25	11	24	20	27	26	16	35	37	12	16	23	22.7
BURGLARY	3	10	3	10	3	8	3	1	3	0	7	6	4.8
COVER OFFICER	4	4	0	0	1	1	0	1	2	1	1	1	1.3
CRIMINAL MISCHIEF	13	22	18	12	14	16	7	7	6	12	8	19	12.8
DEATH INVESTIGATION	2	4	1	1	4	3	3	2	3	4	2	6	2.9
DISTURBANCE	13	11	8	8	6	7	7	7	4	10	4	9	7.8
DOMESTIC DISTURBANCE	23	27	17	32	22	25	35	32	33	32	39	29	28.8
DUII	4	7	2	5	12	6	4	6	3	6	7	5	5.6
EXTRA PATROL REQUEST	0	5	3	1	3	0	1	0	1	2	3	2	1.8
FIRE SERVICES	5	7	2	10	9	7	3	10	7	5	4	11	6.7
FRAUD	31	29	18	10	18	25	16	22	23	14	19	18	20.3
HAZARD	5	6	5	10	7	9	4	14	5	8	8	8	7.4
HIT & RUN	15	17	9	11	3	12	19	11	9	10	15	14	12.1
JUVENILE RELATED	22	14	12	16	13	18	10	10	10	14	25	21	15.4
LITTERING	3	0	2	0	0	0	1	0	0	0	1	1	0.7
MARINE PATROL	0	1	0	0	0	0	0	0	0	0	1	2	0.3
MENACING	0	1	2	3	0	0	0	1	3	1	2	1	1.2
MINOR IN POSSESSION	1	1	0	1	2	0	0	0	0	1	1	3	0.8
MISSING PERSON	1	4	3	2	3	6	7	1	5	4	4	1	3.4
NOISE COMPLAINT	16	15	13	12	7	3	15	9	6	13	12	10	10.9
OTHER	4	0	0	0	0	2	0	0	1	2	0	1	0.8
OVERDOSE	1	0	1	0	0	1	2	1	4	1	0	1	1.0
PREMISE CHECK	0	0	0	0	0	0	0	1	0	1	0	3	0.4
PROMISCUOUS SHOOTING	0	3	0	1	1	0	1	4	0	0	0	3	1.1
PROWLER	1	0	0	2	0	0	0	0	0	0	1	1	0.4
RECOVERED STOLEN VEHICLE	2	1	1	1	2	1	3	1	0	0	0	3	1.3
ROBBERY	1	0	1	2	0	0	1	0	0	0	0	1	0.5
SEX CRIMES	4	3	1	4	2	4	0	1	1	2	1	2	2.1
SHOOTING	0	1	0	0	0	1	0	0	0	1	0	0	0.3
STOLEN VEHICLE	11	10	11	6	7	7	8	7	7	1	6	11	7.7
SUICIDE THREAT / ATTEMPT	11	14	13	9	13	9	13	6	8	13	18	12	11.6
SUSPECT CONTACT	1	0	1	1	2	0	0	0	0	0	0	1	0.5
SUSPICIOUS CIRCUMSTANCES / PERSON / VEHICLE (1st)	107	82	106	85	70	77	68	74	78	88	91	89	84.6
THEFT (3rd)	64	48	57	49	39	47	46	46	37	46	23	39	45.1
THREAT/HARASSMENT	23	21	20	18	23	20	16	21	20	17	26	18	20.3
TRAFFIC / PARKING COMPLAINT	26	22	15	21	27	18	19	16	30	35	19	31	23.3
TRAFFIC CRASH	15	14	8	12	15	17	9	10	14	15	22	10	13.4
TRAFFIC STOP	1	0	0	0	0	0	0	0	0	0	0	0	0.1
UNWANTED / TRESPASS	27	24	19	13	25	27	23	26	30	17	20	20	22.6
VICE COMPLAINT	4	0	5	5	3	4	0	3	5	7	4	3	3.6
VIOL. RESTRAINING ORDER	6	7	6	8	4	5	1	0	3	3	1	3	3.9
WARRANT SERVICE	1	0	2	0	1	0	1	0	0	1	1	3	0.8
WELFARE CHECK (5th)	58	50	20	37	27	22	28	42	45	31	28	53	36.8
Grand Total	713	633	545	569	527	526	493	562	550	547	572	685	576.8



*Top 5 dispatched call types in last 12 months in red

Self-Initiated Call Types	2020						2021						Rolling Monthly Average
	Jul	Aug	Sep	Oct	Nov	Dec	Jan	Feb	Mar	Apr	May	Jun	
ABANDONED VEHICLE / PROPERTY	4	5	7	5	9	6	2	5	4	4	5	10	5.5
ALARM	0	0	0	1	0	0	2	0	1	1	1	1	0.6
ANIMAL COMPLAINT	4	3	4	2	2	2	1	3	1	0	1	1	2.0
ASSAULT	0	0	0	0	0	0	1	0	0	0	0	0	0.1
ASSIST PUBLIC (4th)	16	33	28	21	24	22	21	16	20	27	26	28	23.5
BEHAVIORAL HEALTH INCIDENT	0	0	0	1	1	0	0	2	0	1	0	0	0.4
BURGLARY	0	0	0	0	0	0	1	0	0	0	0	0	0.1
CRIMINAL MISCHIEF	1	1	4	0	1	0	0	0	0	1	1	0	0.8
DEATH INVESTIGATION	0	0	0	1	0	0	0	0	0	0	0	0	0.1
DISTURBANCE	0	0	0	1	0	1	0	0	0	0	0	0	0.2
DOMESTIC DISTURBANCE	0	0	0	0	0	1	1	1	0	0	0	1	0.3
DUII	0	1	0	0	0	0	0	0	0	0	0	1	0.2
EXTRA PATROL REQUEST	3	3	0	0	7	0	1	1	1	0	3	2	1.8
FIRE SERVICES	0	0	0	0	1	0	1	0	0	0	0	0	0.2
FRAUD	2	3	3	1	0	0	2	2	2	0	3	0	1.5
HAZARD	3	3	4	1	5	2	4	19	4	2	1	1	4.1
HIT & RUN	0	0	1	0	0	0	0	0	0	0	2	0	0.3
JUVENILE RELATED	0	1	4	0	0	0	1	0	1	0	0	0	0.6
K9 REQUEST	1	1	0	0	0	0	2	1	0	0	0	0	0.4
MISSING PERSON	0	0	1	1	0	0	0	0	0	0	0	0	0.2
NOISE COMPLAINT	1	0	0	0	0	0	0	1	0	0	0	0	0.2
OTHER	1	2	8	2	6	2	4	2	12	13	7	2	5.1
PREMISE CHECK (3rd)	98	38	34	26	33	51	47	12	13	13	12	8	32.1
PURSUIT	0	1	0	0	0	0	1	0	1	2	2	2	0.8
RECOVERED STOLEN VEHICLE	1	0	1	0	1	3	1	0	1	3	1	0	1.0
SEX CRIMES	0	1	0	0	0	1	0	0	0	0	0	0	0.2
STOLEN VEHICLE	0	0	1	0	0	1	0	0	0	0	1	0	0.3
SUBJECT STOP (5th)	28	29	22	22	7	14	20	12	13	10	13	15	17.1
SUICIDE THREAT / ATTEMPT	0	0	0	0	1	0	0	0	0	0	0	0	0.1
SUSPECT CONTACT	4	4	1	0	3	0	3	1	1	2	3	2	2.0
SUSPICIOUS CIRCUMSTANCES / PERSON / VEHICLE	19	13	8	6	6	4	7	5	1	4	4	7	7.0
SUSPICIOUS VEHICLE STOP (2nd)	103	78	75	94	96	83	84	51	75	39	41	48	72.3
THEFT	2	1	2	1	0	1	1	1	0	0	1	1	0.9
THREAT/HARASSMENT	0	0	0	1	0	1	0	0	0	0	0	0	0.2
TRAFFIC / PARKING COMPLAINT	10	15	16	10	11	6	10	7	18	16	15	8	11.8
TRAFFIC CRASH	2	0	1	1	2	2	0	0	2	1	1	1	1.1
TRAFFIC STOP (1st)	187	199	146	154	155	152	184	143	191	244	120	84	163.3
UNWANTED / TRESPASS	0	0	0	0	1	0	0	0	1	0	1	0	0.3
VICE COMPLAINT	0	1	0	0	0	0	0	0	0	0	0	0	0.1
VIOL. RESTRAINING ORDER	0	0	0	1	0	0	0	0	0	0	0	0	0.1
WARRANT SERVICE	1	1	0	1	1	0	0	0	2	1	0	1	0.7
WELFARE CHECK	1	0	0	1	3	0	1	2	0	2	1	0	0.9
Grand Total	492	437	371	355	376	355	403	287	365	386	266	224	359.8



*Top 5 dispatched call types in last 12 months in red

Dispatched Call Types

Dispatched Call Type	June		% Difference
	2020	2021	
DUII	1	5	400%
ASSAULT	4	13	225%
MINOR IN POSSESSION	1	3	200%
HAZARD	3	8	167%
ANIMAL COMPLAINT	18	35	94%
ALARM	45	83	84%
TRAFFIC / PARKING COMPLAINT	18	31	72%
FIRE SERVICES	7	11	57%
HIT & RUN	9	14	56%
DEATH INVESTIGATION	4	6	50%
DISTURBANCE	6	9	50%
VIOL. RESTRAINING ORDER	2	3	50%
BEHAVIORAL HEALTH INCIDENT	16	23	44%
STOLEN VEHICLE	8	11	38%
WELFARE CHECK	40	53	33%
BURGLARY	5	6	20%
SUICIDE THREAT / ATTEMPT	10	12	20%
ASSIST PUBLIC	42	44	5%
SUSPICIOUS CIRCUMSTANCES / PERSON / VEHICLE	87	89	2%
COVER OFFICER	1	1	No change
LITTERING	1	1	No change
PROWLER	1	1	No change
RECOVERED STOLEN VEHICLE	3	3	No change
ROBBERY	1	1	No change
FRAUD	19	18	-5%
CRIMINAL MISCHIEF	21	19	-10%
JUVENILE RELATED	24	21	-13%
UNWANTED / TRESPASS	23	20	-13%
DOMESTIC DISTURBANCE	35	29	-17%
TRAFFIC CRASH	13	10	-23%
THEFT	51	39	-24%
ABANDONED VEHICLE / PROPERTY	18	12	-33%
THREAT/HARASSMENT	32	18	-44%
OTHER	2	1	-50%
OVERDOSE	2	1	-50%
NOISE COMPLAINT	21	10	-52%
VICE COMPLAINT	7	3	-57%
SUSPECT CONTACT	3	1	-67%
MISSING PERSON	6	1	-83%
EXTRA PATROL REQUEST	0	2	NC
MARINE PATROL	0	2	NC
MENACING	0	1	NC
PREMISE CHECK	0	3	NC
PROMISCUOUS SHOOTING	0	3	NC
SEX CRIMES	0	2	NC
WARRANT SERVICE	0	3	NC
Grand Total	610	685	12%

Increase

Decrease

NC = Not Calculable. A percentage difference is not calculable when the older value equals 0, as the newer value cannot divide into 0.

Self-Initiated Call Types

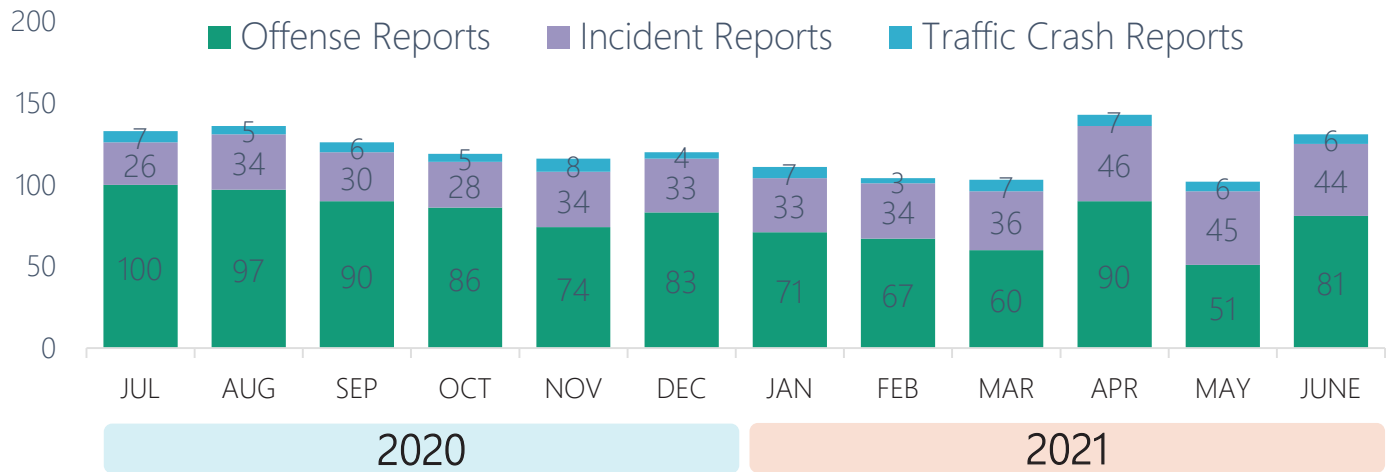
Self-Initiated Call Type	June		% Difference
	2020	2021	
ABANDONED VEHICLE / PROPERTY	1	10	900%
ASSIST PUBLIC	26	28	8%
EXTRA PATROL REQUEST	2	2	No change
HAZARD	1	1	No change
TRAFFIC CRASH	1	1	No change
TRAFFIC / PARKING COMPLAINT	9	8	-11%
SUSPICIOUS VEHICLE STOP	58	48	-17%
SUSPICIOUS CIRCUMSTANCES / PERSON / VEHICLE	10	7	-30%
TRAFFIC STOP	121	84	-31%
SUSPECT CONTACT	3	2	-33%
SUBJECT STOP	34	15	-56%
OTHER	5	2	-60%
THEFT	3	1	-67%
WARRANT SERVICE	3	1	-67%
ANIMAL COMPLAINT	4	1	-75%
PREMISE CHECK	99	8	-92%
FRAUD	2	0	-100%
SEX CRIMES	1	0	-100%
STOLEN VEHICLE	1	0	-100%
UNWANTED / TRESPASS	1	0	-100%
WELFARE CHECK	3	0	-100%
ALARM	0	1	NC
DOMESTIC DISTURBANCE	0	1	NC
DUII	0	1	NC
PURSUIT	0	2	NC
Grand Total	388	224	-42%

Increase

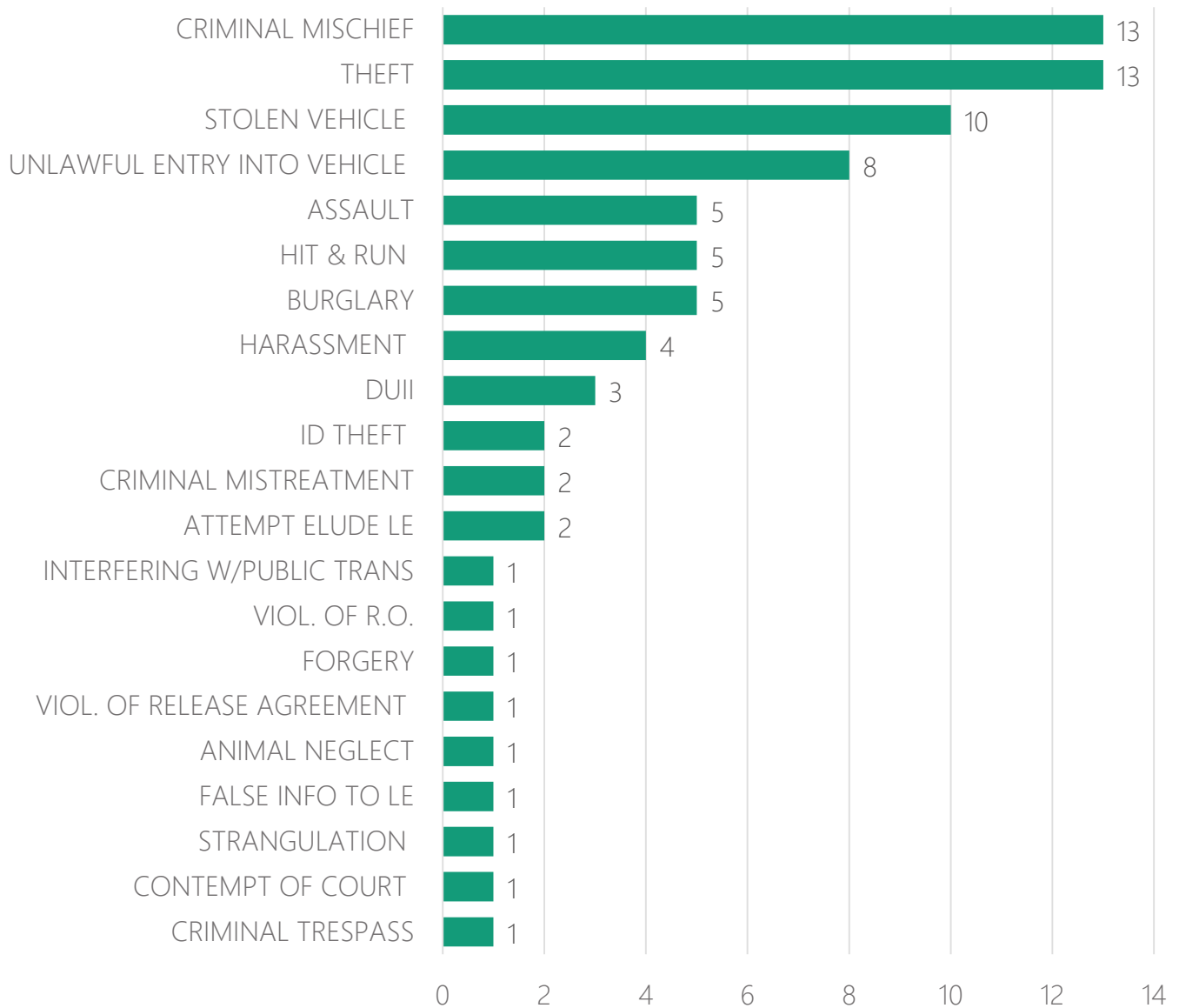
Decrease

NC = Not Calculable. A percentage difference is not calculable when the older value equals 0, as the newer value cannot divide into 0.

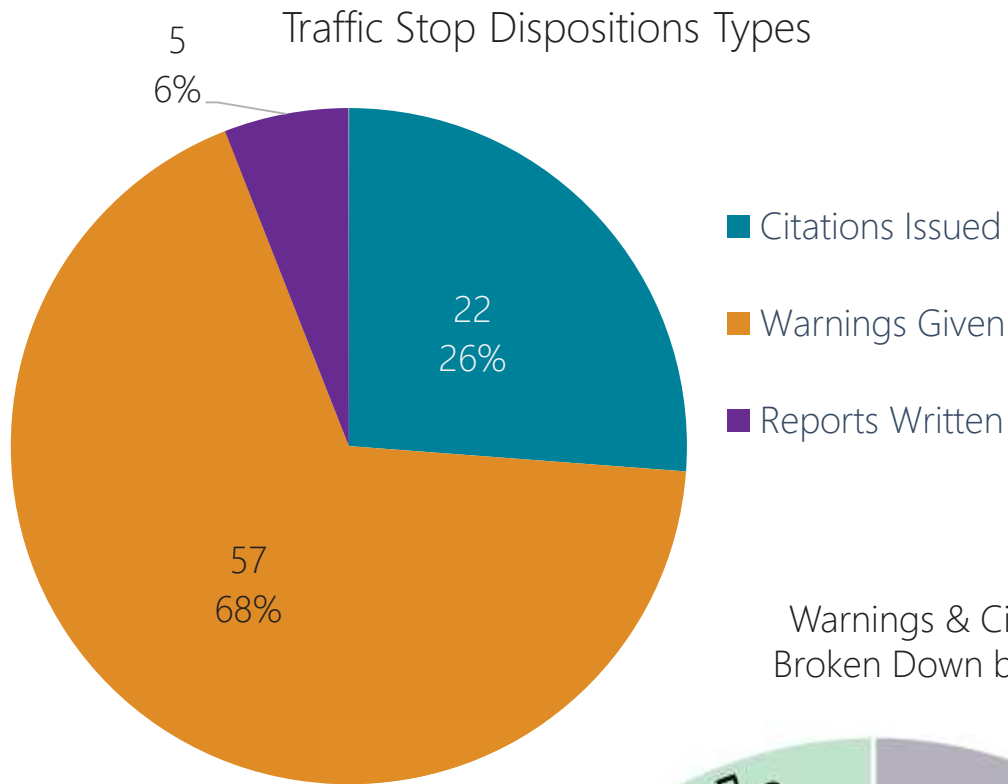
Monthly Reports Written



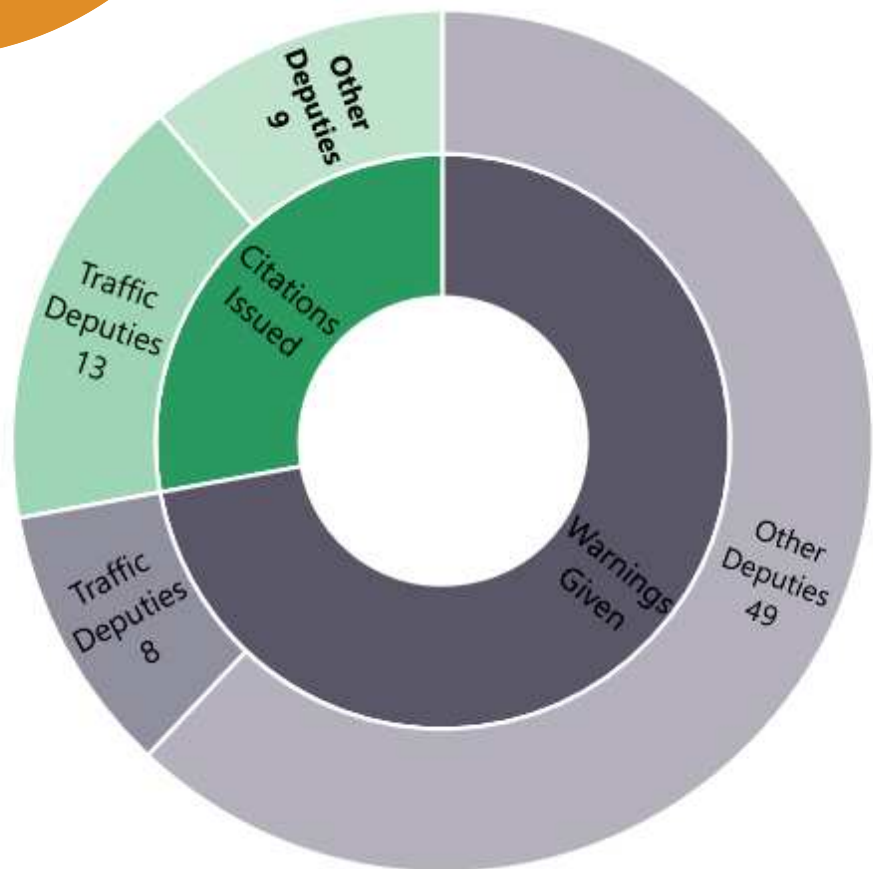
Offense Reports Written Breakdown by Top Charge



In June 2021, **84** traffic stops were made within the city limits, resulting in **22** citations issued, **57** warnings given, and **5** offense/incident reports created. Of the **22** citations issued, **33** violations were included (see next slide).

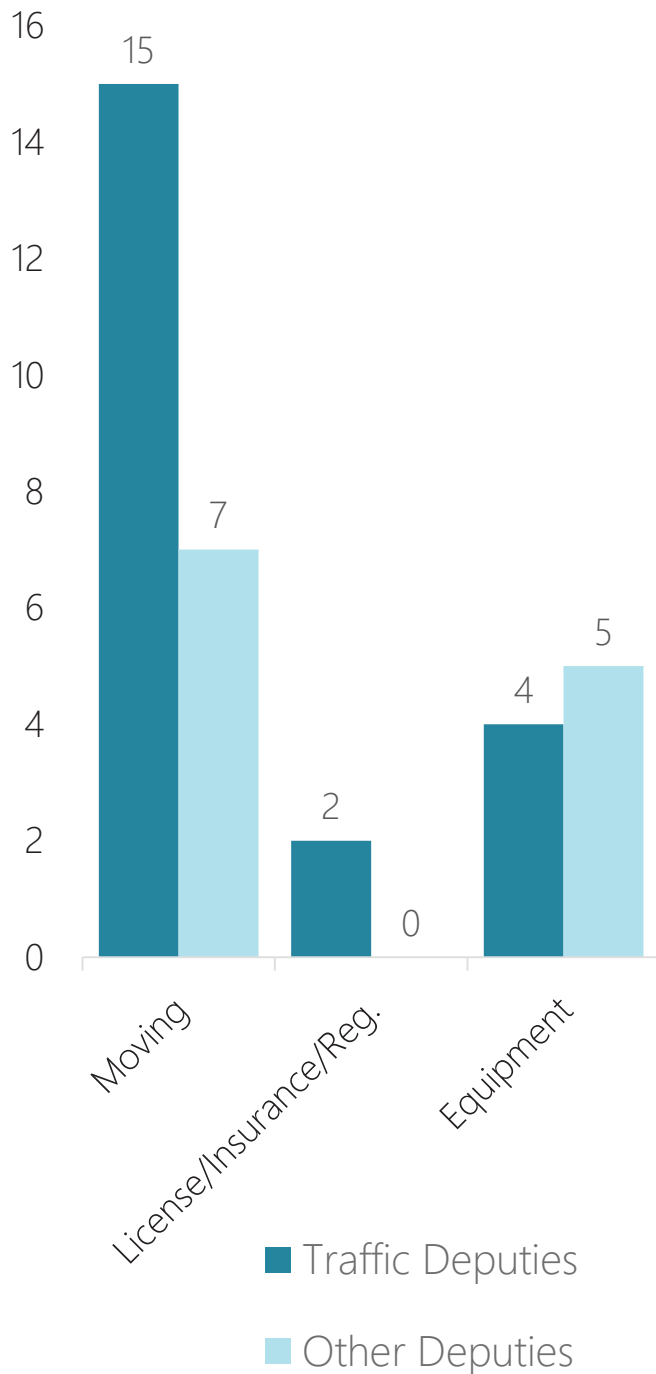


Warnings & Citations Issued Broken Down by Deputy Type

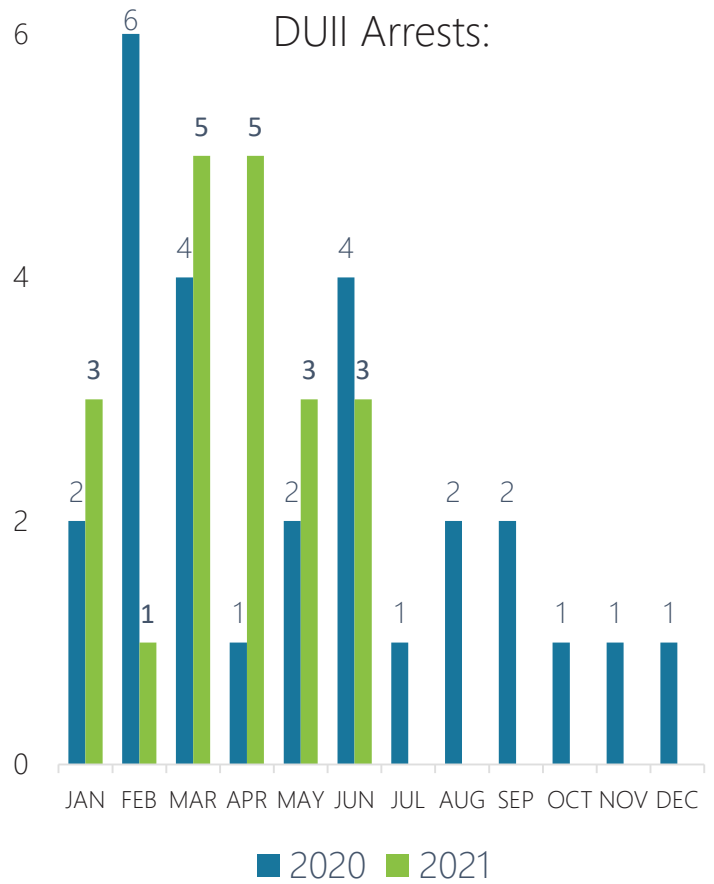


Citation Types Issued:

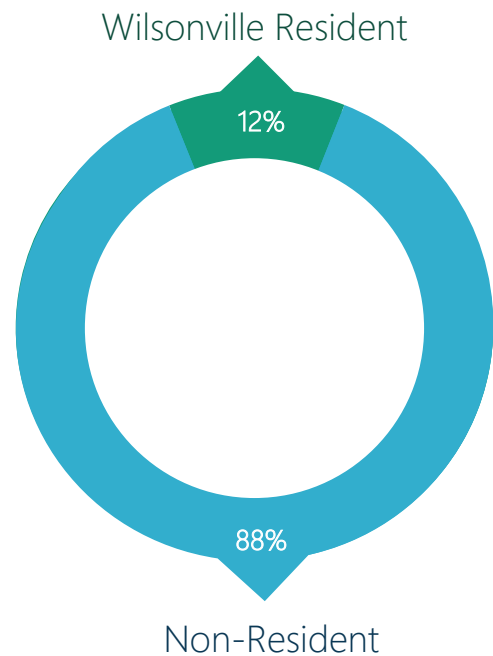
Of the 22 citations issued, 33 violations were included in the following types:



DUII Arrests:



Driver's Residency of Traffic Stop Subject (according to DL):



Map #	Case	Date	Address
1	21-011538	Jun 3	SW WILSONVILLE RD & SW BOONES FERRY RD
2	21-011932	Jun 8	SW BOECKMAN RD & SW CANYON CREEK RD
3	21-012133	Jun 10	9815 SW WILSONVILLE RD
4	21-012607	Jun 16	SW WILSONVILLE RD & SW INDUSTRIAL WAY
5	21-013768	Jun 30	SW BOONES FERRY RD & SW DAY RD

Map of Traffic Crash Reports

