

RESOLUTION NO. 405

A RESOLUTION APPROVING THE 1983 - 1984 BUDGET LINE ITEM LINE TRANSFERS.


WHEREAS, the city staff has prepared a report on the above captioned subject which is attached hereto as Exhibit "A"; and

WHEREAS, the City Council has duly considered the subject and the recommendation(s) contained in the staff report; and

WHEREAS, interested parties, if any, have had an opportunity to be heard on the subject.


NOW, THEREFORE, BE IT RESOLVED that the City Council of the City of Wilsonville does hereby adopt the staff report attached hereto as Exhibit "A", with the recommendation(s) contained therein and further instructs that action appropriate to the recommendation(s) be taken.

ADOPTED by the City Council of the City of Wilsonville at a regular meeting thereof this 18th day of June, 1984, and filed with the Wilsonville City Recorder this same day.



WILLIAM G. LOWRIE, Mayor

ATTEST:



DEANNA J. THOM, City Recorder

CITY OF WILSONVILLE
MEMO

June 14, 1984

DATE

TO: Mayor and City Council
FROM: Ray Shorten, Accounting Director
RE: 1983 - 84 Budget Line Item transfers


Following are requested line item transfers which need to be made to the 1983 - 84 budget in order avoid over expending of catogories.

I have tried to project the anticipated costs of the various funds thru the end of this fiscal year.
Hopefully, all expenditures have been included in this projection.
If I have missed something, you may be asked to authorize a minor adjustment after the final costs have been determined at the end of the fiscal year.

RECOMMENDATION:

Authorize Staff to make the following transfers per attached Exhibit A.

Ray Shorten



Accounting Director

"EXHIBIT A"

FINANCE DEPARTMENT

<u>TRANSFER TO ACCOUNT #</u>	<u>AMOUNT</u>		<u>TRANSFER FROM ACCOUNT #</u>
OTHER SERVICES 60740	\$800.00	(\$800.00) CONTINGENCY	01-25-92100
SUPPLIES 60760	\$200.00	(\$200.00) CONTINGENCY	01-25-92100
TOTAL FINANCE DEPARTMENT	\$1,000.00	(\$1,000.00)	
	* * * * *		

PUBLIC WORKS DEPARTMENT

<u>TRANSFER TO ACCOUNT #</u>	<u>AMOUNT</u>		<u>TRANSFER FROM ACCOUNT #</u>
INTERFUND SERVICES 60732	\$500.00	(\$500.00) CONTINGENCY	01-25-92100
ENGINEERING DAILY 60400	\$1,000.00	(1,000.00) CONTINGENCY	01-25-92100
TOTAL PUBLIC WORK DEPARTMENT	\$1,500.00	(1,500.00)	
	* * * * *		

LIBRARY DEPARTMENT

<u>TRANSFER TO ACCOUNT #</u>	<u>AMOUNT</u>		<u>TRANSFER FROM ACCOUNT #</u>
EMPLOYEE INSURANCE 52200	\$4,000.00	(2,900.00) GEN. FUND CONTINGENCY	01-24-71005
		(1,100.00) OFFICE EQUIP.	01-24-71005
WORKMANS COMP. 52300	\$800.00	(800.00) AUDIO VISUAL	01-24-71152
OTHER EQUIP. MAINT. 60660	\$500.00	(500.00) LIBRARY CONTINGENCY	01-24-92100
TOTAL LIBRARY DEPARTMENT	\$5,300.00	(5,300.00)	
	* * * * *		

PLANNING DEPARTMENT

<u>TRANSFER TO ACCOUNT #</u>	<u>AMOUNT</u>		<u>TRANSFER FROM ACCOUNT #</u>
SURVEYING SERVICES 60579	\$7,500.00	(7,500.00) CONTINGENCY	01-25-92100
TOTAL PLANNING DEPARTMENT	\$7,500.00	(7,500.00)	
	* * * * *		

NON DEPARTMENTAL

<u>TRANSFER TO ACCOUNT #</u>	<u>AMOUNT</u>		<u>TRANSFER FROM ACCOUNT #</u>
CONTINGENCY 92100	\$0.00	(\$12,900.00) CONTINGENCY	01-25-92100

* * * * *

" EXHIBIT A "

SEWER FUND

<u>TRANSFER TO ACCOUNT #</u>	<u>AMOUNT</u>		<u>TRANSFER FROM ACCOUNT #</u>
CONST. NEW LINES/BORES 72210	\$35,000.00	(4,998.00) (27,002.00) (2,850.00) (150.00)	CONTINGENCY 92100 MAINTENANCE 60570 VEH/EQUIP. RENTAL 60631 OTHER EUQIP. MAINT. 60660
TOTAL SEWER FUND	\$35,000.00	(\$35,000.00)	

* * * * *

WATER FUND

<u>TRANSFER TO ACCOUNT #</u>	<u>AMOUNT</u>		<u>TRANSFER FROM ACCOUNT #</u>
CONST. NEW LINES/BORES 72210	\$5,000.00	(10,000.00)	CONTINGENCY 92100
ENG./CAPITOL IMP. 60401	\$5,000.00		
TOTAL WATER FUND	\$10,000.00	(\$10,000.00)	

* * * * *

FEDERAL REVENUE SHARING

<u>TRANSFER TO ACCOUNT #</u>	<u>AMOUNT</u>		<u>TRANSFER FROM ACCOUNT #</u>
INTEREST EXPENSE 60711	\$1,800.00	(3,000.00)	CONTINGENCY 92100
PRINCIPAL EXPENSE 60712	\$1,200.00		
TOTAL FEDERAL REVENUE SHARING	\$3,000.00	(\$3,000.00)	

* * * * *

CAPITOL PROJECTS (CITY HALL)

CITY HALL CONSTRUCTION 74601	\$22,000.00	(22,000.00)	CONTINGENCY 92100
TOTAL CAPITOL PROJECTS	\$22,000.00	(\$22,000.00)	

* * * * *

BUDGET REPORT

5-31-84

PAGE 4

		EXPENDITURES TO DATE	TOTAL APPROPRIATION	UNENCUMBERED BALANCE	UNEXPENDED BALANCE	% EXPEND.
GENERAL FUND - FINANCE						
51000	PERSONAL SERVICES					
51100	SALARIES	44,939.71	49,115.00	4,175.29	4,175.29	91.4%
51200	MERITS, PART TIME	.00	1,680.00	1,680.00	1,680.00	0.0%
51300	OVERTIME	394.90	100.00	294.90-	294.90-	394.9%
52000	RETIREMENT	5,737.86	7,087.00	1,349.14	1,349.14	80.9%
52100	SOCIAL SECURITY	2,811.03	3,291.00	479.97	479.97	85.4%
52200	EMPLOYEE INSURANCE	4,966.75	5,454.00	487.25	487.25	91.0%
52300	WORKMANS COMPENSATION	139.28	173.00	33.72	33.72	80.5%
52400	EMPLOYMENT TAX	703.15	1,112.00	408.85	408.85	63.2%
59999	TOTAL PERSONAL SERVICES	59,692.68	68,012.00	8,319.32	8,319.32	87.7%
MATERIALS, SUPPLIES AND SERVICES						
60000	MATERIALS, SUPPLIES AND SERVICES					
60200	TELEPHONE AND COMMUNICATIONS	224.90	900.00	675.10	675.10	24.9%
60301	PUBLICATIONS - FEES AND DUES	117.85	225.00	107.15	107.15	52.5%
60575	COMPUTER PROGRAMS	805.00	600.00	205.00-	205.00-	134.1%
60580	OTHER CONTRACTURAL SERVICES	100.00	.00	100.00-	100.00-	
60590	CONFERENCES	472.10	485.00	12.90	12.90	97.3%
60600	EDUCATION	.00	200.00	200.00	200.00	0.0%
60650	OFFICE EQUIPMENT MAINTENANCE	2,576.67	2,776.00	199.33	199.33	92.8%
60700	PRINTING AND REPRODUCTION	242.11	200.00	42.11	42.11	121.0%
60732	INTRAFUND SERVICES-VEH EQUIP USE CHARGE	.00	165.00	165.00	165.00	0.0%
60740	OTHER SERVICES	892.56	150.00	742.56-	742.56-	595.0%
60750	POSTAGE	429.57	400.00	29.57	29.57	107.3%
60760	SUPPLIES	1,939.22	1,600.00	339.22-	339.22-	121.2%
60800	MILEAGE	313.98	100.00	213.98-	213.98-	313.9%
60820	OTHER SUPPLIES	.00	150.00	150.00	150.00	0.0%
68990	TOTAL MATERIALS, SUPPLIES AND SERVICES	8,113.96	7,951.00	162.96-	162.96-	102.0%
CAPITAL OUTLAY						
71000	CAPITAL OUTLAY					
71008	COMPUTER SYSTEM	.00	35,000.00	35,000.00	35,000.00	0.0%
74999	TOTAL CAPITOL OUTLAY	.00	35,000.00	35,000.00	35,000.00	0.0%
92990	TOTAL EXPENDITURES	67,806.64	110,963.00	43,156.36	43,156.36	61.1%

BUDGET REPORT

5-31-84

PAGE 5

		EXPENDITURES TO DATE	TOTAL APPROPRIATION	UNENCUMBERED BALANCE	UNEXPENDED BALANCE	% EXPND
GENERAL FUND - PUBLIC WORKS						
51000	PERSONAL SERVICES					
51100	SALARIES	165,041.51	173,663.00	8,621.49	8,621.49	95.0%
51200	MERITS, PART TIME	.00	6,776.00	6,776.00	6,776.00	0.0%
51300	OVERTIME	4,017.61	5,500.00	1,482.39	1,482.39	73.0%
52000	RETIREMENT	20,383.45	25,296.00	4,912.55	4,912.55	80.5%
52100	SOCIAL SECURITY	10,465.45	11,646.00	1,180.55	1,180.55	89.8%
52200	EMPLOYEE INSURANCE	15,091.19	18,913.00	3,821.81	3,821.81	79.7%
52300	WORKMANS COMPENSATION	4,878.59	6,378.00	1,499.41	1,499.41	76.4%
52400	EMPLOYMENT TAX	2,451.82	3,667.00	1,215.18	1,215.18	66.8%
59999	TOTAL PERSONAL SERVICES	222,329.62	251,839.00	29,509.38	29,509.38	88.2%
MATERIALS, SUPPLIES & SERVICES						
60000	TELEPHONE AND COMMUNICATIONS	103.43	950.00	846.57	846.57	10.8%
60300	LEGAL ADVERTISING	76.86	100.00	23.14	23.14	76.8%
60301	PUBLICATIONS - FEES AND DUES	582.82	400.00	182.82-	182.82-	145.7%
60350	ATTORNEY	60.00	250.00	190.00	190.00	24.0%
60400	ENGINEERING - DAILY	13,655.38	11,000.00	2,655.38	2,655.38	124.1%
60401	ENGINEERING-CAPITOL IMPROVEMENT	121.20	.00	121.20-	121.20-	
60580	OTHER CONTRACTURAL SERVICES	505.60	200.00	305.60-	305.60-	252.8%
60590	CONFERENCES	430.30	300.00	130.30	130.30	143.4%
60600	EDUCATION	231.00	600.00	369.00	369.00	38.5%
60640	OTHER RENTALS	.00	200.00	200.00	200.00	0.0%
60650	OFFICE EQUIPMENT MAINTENANCE	137.19	220.00	82.81	82.81	62.3%
60660	OTHER EQUIPMENT MAINTENANCE	20.00	100.00	80.00	80.00	20.0%
60700	PRINTING AND REPRODUCTION	522.16	850.00	327.84	327.84	61.4%
60732	INTERFUND SERVICES-VEH EQUIP USE CHARGE	2,489.30	413.00	2,076.30	2,076.30	602.7%
60750	POSTAGE	274.75	400.00	125.25	125.25	68.6%
60760	SUPPLIES	1,754.89	4,340.00	2,585.11	2,585.11	40.4%
60770	PRINTING AND BINDING	6.15	500.00	493.85	493.85	1.2%
60800	MILEAGE	266.00	300.00	34.00	34.00	88.6%
68990	TOTAL MATERIALS, SUPPLIES AND SERVICES	21,237.03	21,123.00	114.03-	114.03-	100.5%
CAPITAL OUTLAY						
71010	NEW EQUIPMENT-FACILITY IMPROVEMENT	127.00	.00	127.00-	127.00-	
71030	UTILITY MAPPING & INSPECTION EQUIPMENT	810.14	3,939.00	3,148.86	3,148.86	20.4%
71102	PROTECTIVE EQUIPMENT	68.30	100.00	31.70	31.70	68.3%
71190	MISCELLANEOUS TOOLS	.00	340.00	340.00	340.00	0.0%
74999	TOTAL CAPITAL OUTLAY	1,005.44	4,399.00	3,393.56	3,393.56	22.8%

17.135

B U D G E T R E P O R T

5-31-84

PAGE 6

	EXPENDITURES TO DATE	TOTAL APPROPRIATION	UNENCUMBERED BALANCE	UNEXPENDED BALANCE	% EXPND
92990 TOTAL EXPENDITURES	244,572.07	277,361.00	32,788.91	32,788.91	88.1%

BUDGET REPORT

5-31-84

PAGE 7

EXPENDITURES TO DATE TOTAL APPROPRIATION UNENCUMBERED BALANCE UNEXPENDED BALANCE % EXPND

	EXPENDITURES TO DATE	TOTAL APPROPRIATION	UNENCUMBERED BALANCE	UNEXPENDED BALANCE	% EXPND
00	GENERAL FUND- LIBRARY				
00	PERSONAL SERVICES				
00	SALARIES	21,312.17	23,257.00	1,944.83	1,944.83 91.6%
00	MERITS, PART TIME	.00	300.00	300.00	300.00 0.0%
00	OVERTIME	14.03	.00	14.03-	14.03-
00	RETIREMENT	2,773.76	2,111.00	662.76-	662.76- 131.3%
00	SOCIAL SECURITY	1,318.54	1,565.00	246.46	246.46 84.2%
00	EMPLOYEE INSURANCE	4,184.95	782.00	3,402.95-	3,402.95- 535.1%
00	WORKMAN'S COMPENSATION	625.34	87.00	538.34-	538.34- 718.7%
00	EMPLOYMENT TAX	421.04	570.00	148.96	148.96 73.8%

999	TOTAL PERSONAL SERVICES	30,649.83	28,672.00	1,977.83-	1,977.83- 106.8%
-----	-------------------------	-----------	-----------	-----------	------------------

000	MATERIALS, SUPPLIES AND SERVICES				
100	ELECTRICITY	870.83	840.00	30.83-	30.83- 103.6%
103	SEWER	137.50	175.00	37.50	37.50 78.5%
104	GARBAGE	54.50	70.00	15.50	15.50 77.8%
200	TELEPHONE AND COMMUNICATIONS	472.58	600.00	127.42	127.42 78.7%
301	PUBLICATIONS FEES AND DUES	463.10	500.00	36.90	36.90 92.6%
350	ATTORNEY	16.00	50.00	34.00	34.00 32.0%
560	JANITORIAL SERVICES	380.00	500.00	120.00	120.00 76.0%
590	CONFERENCES	.00	500.00	500.00	500.00 0.0%
600	EDUCATION	60.00	.00	60.00-	60.00-
601	SPECIAL PROGRAMS	54.90	100.00	45.10	45.10 54.9%
660	OTHER EQUIPMENT MAINTENANCE	2,226.68	868.00	1,358.68	1,358.68 256.5%
700	PRINTING AND REPRODUCTION	96.77	200.00	103.23	103.23 48.3%
730	BUILDING MAINTENANCE	50.18	.00	50.18-	50.18-
750	POSTAGE	226.15	250.00	23.85	23.85 90.4%
760	SUPPLIES	680.51	1,000.00	319.49	319.49 68.0%
770	PRINTING AND BINDING	.00	200.00	200.00	200.00 0.0%
780	JANITORIAL SUPPLIES	55.33	100.00	44.67	44.67 55.3%
800	MILEAGE	131.00	200.00	69.00	69.00 65.5%

990	TOTAL MATERIALS, SUPPLIES AND SERVICES	5,976.03	6,153.00	176.97	176.97 97.1%
-----	--	----------	----------	--------	--------------

1000	CAPITAL OUTLAY				
1005	OFFICE EQUIPMENT	82.08	1,300.00	1,217.92	1,217.92 6.3%
1152	AUDIO VISUAL	151.21	1,000.00	848.79	848.79 15.1%
1155	BOOKS	5,082.12	6,069.00	986.88	986.88 83.7%
1312	BUILDING AND GROUNDS IMPROVEMENTS	633.41	300.00	333.41-	333.41- 211.1%

999	TOTAL CAPITAL OUTLAY	5,948.82	8,669.00	2,720.18	2,720.18 68.8%
9100	CONTINGENCIES	.00	500.00	500.00	500.00 0.0%

47,333

BUDGET REPORT

5-31-84

PAGE 8

EXPENDITURES TO DATE TOTAL APPROPRIATION UNENCUMBERED BALANCE UNEXPENDED BALANCE % EXPND

~~92990 TOTAL EXPENDITURES 42,574.68 43,994.00 1,419.32 1,419.32 96.7%~~

BUDGET REPORT

5-31-84

PAGE 9

	EXPENDITURES TO DATE	TOTAL APPROPRIATION	UNENCUMBERED BALANCE	UNEXPENDED BALANCE	% EXPND
GENERAL FUND - NON DEPARTMENTAL MATERIALS, SUPPLIES AND SERVICES					
60100	ELECTRICITY	4,170.31	4,000.00	170.31	170.31 104.2%
60101	GAS	1,315.88	.00	1,315.88	1,315.88
60102	WATER	295.73	.00	295.73	295.73
60103	SEWER	190.36	.00	190.36	190.36
60104	GARBAGE	63.60	.00	63.60	63.60
60301	PUBLICATIONS - FEES AND DUES	3,377.88	2,967.00	410.88	410.88 113.8%
60475	ACCOUNTANT - AUDIT	4,035.00	2,761.00	1,274.00	1,274.00 148.8%
60550	POLICE PROTECTION	157,388.00	171,696.00	14,308.00	14,308.00 91.6%
60560	JANITORIAL SERVICES	2,618.40	3,600.00	981.60	981.60 72.7%
60570	MAINTENANCE	817.77	1,200.00	382.23	382.23 68.1%
60580	OTHER CONTRACTUAL SERVICES	250.80	.00	250.80	250.80
60601	SPECIAL PROGRAMS	960.00	1,200.00	240.00	240.00 80.0%
60632	BUILDING RENTAL	11,518.31	25,858.00	14,339.69	14,339.69 44.5%
60680	INSURANCE	1,761.72	610.00	1,151.72	1,151.72 288.8%
60740	OTHER SERVICES	104.46	4,000.00	3,895.54	3,895.54 2.6%
68990	TOTAL MATERIALS, SUPPLIES AND SERVICES	188,888.22	217,892.00	29,003.78	29,003.78 86.6%
92000	CONTINGENCIES				
92100	CONTINGENCIES	.00	19,020.00	19,020.00	19,020.00 0.0%
92190	TOTAL CONTINGENCIES	.00	19,020.00	19,020.00	19,020.00 0.0%
92990	TOTAL EXPENDITURES	188,888.22	236,912.00	48,023.78	48,023.78 79.7%

	EXPENDITURES TO DATE	TOTAL APPROPRIATION	UNENCUMBERED BALANCE	UNEXPENDED BALANCE	% EXPND
GENERAL FUND - PLANNING					
51000	PERSONAL SERVICES				
51100	SALARIES	47,132.43	32,731.00	5,398.55	89.3%
51200	MERITS, PART TIME	500.00	1,000.00	500.00	50.0%
51300	OVERTIME	473.33	300.00	173.33-	157.7%
52000	RETIREMENT	8,247.06	7,885.00	1,437.94	81.2%
52100	SOCIAL SECURITY	2,965.12	3,535.00	569.88	83.8%
52200	EMPLOYEES INSURANCE	5,897.75	6,554.00	656.25	89.9%
52300	WORKMANS COMPENSATION	156.22	183.00	26.78	85.3%
52400	EMPLOYMENT TAX	655.12	1,063.00	407.88	61.6%
59999	TOTAL PERSONAL SERVICES	64,027.05	73,051.00	9,023.95	87.6%
MATERIALS, SUPPLIES AND SERVICES					
60000	MATERIALS, SUPPLIES AND SERVICES				
60200	TELEPHONE AND COMMUNICATIONS	612.35	1,000.00	387.65	61.2%
60300	LEGAL ADVERTISING	1,563.78	800.00	763.78	195.4%
60301	PUBLICATIONS - FEES AND DUES	300.43	300.00	.43-	100.1%
60350	ATTORNEY	1,617.60	1,000.00	617.60-	161.7%
60400	ENGINEERING - DAILY	221.45	500.00	278.55	44.2%
60401	ENGINEERING - CAPITAL IMPROVEMENTS	377.50	500.00	122.50	75.5%
60579	SURVEYING SERVICES	5,452.50	.00	5,452.50-	
60590	CONFERENCES	435.40	550.00	114.60	79.1%
60600	EDUCATION	360.00	500.00	140.00	72.0%
60620	PLANNING COMMISSION & DRB-MISC EXPENSE	27.04	400.00	372.96	6.7%
60650	OFFICE EQUIPMENT MAINTENANCE	230.97	100.00	130.97	230.9%
60700	PRINTING AND REPRODUCTION	460.34	.00	460.34-	
60732	INTERFUND SERVICE-VEH EQUIP USE CHARGE	230.68	165.00	65.68-	139.8%
60740	OTHER SERVICES	1,481.95	.00	1,481.95	1,481.9%
60750	POSTAGE	363.14	150.00	213.14-	242.0%
60760	SUPPLIES	1,288.49	2,500.00	1,211.51	51.7%
60770	PRINTING AND BINDING	510.10	1,000.00	481.90	51.2%
60800	MILEAGE	569.10	400.00	169.10-	142.2%
68990	TOTAL MATERIALS, SUPPLIES AND SERVICES	16,118.82	9,865.00	6,253.82-	163.3%
CAPITAL OUTLAY					
71000	CAPITAL OUTLAY				
71010	NEW EQUIPMENT-FACILITY IMPROVEMENT	188.00	.00	188.00-	
72305	AERIAL PHOTOS	.00	200.00	200.00	0.0%
74999	TOTAL CAPITAL OUTLAY	188.00	200.00	12.00	94.0%
92990	TOTAL EXPENDITURES	80,333.87	83,116.00	2,782.13	96.6%
	TOTAL EXPENDITURES GENERAL FUND	824,243.74	998,722.00	174,478.26	82.5%

BUDGET REPORT

5-31-84

PAGE 14

	EXPENDITURES TO DATE	TOTAL APPROPRIATION	UNENCUMBERED BALANCE	UNEXPENDED BALANCE	% EXPRD
SEWER OPERATING FUND					
51000	PERSONAL SERVICES				
51100	SALARIES	68,621.94	73,646.00	5,024.06	93.1%
51200	MERITS, PART TIME	.00	1,047.00	1,047.00	0.0%
51300	OVERTIME	1,274.50	1,500.00	225.50	84.9%
52000	RETIREMENT	8,073.35	10,748.00	2,674.65	75.1%
52100	SOCIAL SECURITY	4,302.19	4,926.00	623.81	87.3%
52200	EMPLOYEE INSURANCE	6,512.18	6,203.00	309.18	104.9%
52300	WORKMANS COMPENSATION	2,084.21	4,011.00	1,926.79	51.9%
52400	EMPLOYMENT TAX	934.02	1,488.00	553.98	62.7%
59999	TOTAL PERSONAL SERVICES	91,802.39	103,569.00	11,766.61	88.6%
MATERIALS, SUPPLIES AND SERVICES					
60000	ELECTRICITY				
60100	WATER	45,101.24	43,913.00	1,188.24	102.7%
60102	GARBAGE	1,354.64	1,000.00	354.64	135.4%
60104	TELEPHONE AND COMMUNICATIONS	106.00	350.00	244.00	30.2%
60200	LEGAL ADVERTISING	2,758.99	900.00	1,858.99	306.5%
60300	PUBLICATIONS FEES AND DUES	871.48	200.00	671.48	435.7%
60301	ATTORNEY	217.89	500.00	282.11	43.5%
60350	ENGINEERING - DAILY	323.00	500.00	177.00	64.6%
60400	ENGINEERING - CAPITAL IMPROVEMENTS	151.77	750.00	598.23	20.2%
60401	ACCOUNTANT - AUDIT	24,028.64	.00	24,028.64	100.0%
60425	MAINTENANCE	1,336.00	1,336.00	.00	26.5%
60570	OTHER CONTRACTUAL SERVICES	10,101.82	38,000.00	27,898.18	0.0%
60580	CONFERENCES	.00	1,000.00	1,000.00	0.0%
60590	EDUCATION	187.30	650.00	462.70	28.8%
60600	VEHICLE\EQUIPMENT RENTAL	373.50	650.00	276.50	57.4%
60631	OFFICE EQUIPMENT MAINTENANCE	.00	2,850.00	2,850.00	0.0%
60650	OTHER EQUIPMENT MAINTENANCE	.00	150.00	150.00	0.0%
60660	INSURANCE	.00	150.00	150.00	0.0%
60680	PRINTING AND REPRODUCTION	2,412.55	2,385.00	27.55	101.1%
60700	RECORDING FEES	93.62	300.00	206.38	31.2%
60701	PLANT MAINTENANCE	421.50	150.00	271.50	281.0%
60710	MILEAGE	10,075.43	15,000.00	4,924.57	67.1%
60800	SYSTEM MAINTENANCE	109.53	350.00	240.47	31.2%
60720	INTERFUND SERVICES - PERSONNEL	1,679.45	7,825.00	6,145.55	21.4%
60731	INTERFUND SERVICES-VEH EQUIP USE CHARGE	21,109.48	34,697.00	13,587.52	60.8%
60732	OTHER SUPPLIES	25,439.36	31,097.00	5,657.64	81.8%
60740	POSTAGE	.00	.00	.00	0.0%
60750	SUPPLIES	514.23	450.00	64.23	114.2%
60760	PRINTING AND BINDING	232.61	650.00	417.39	35.7%
60770	JANITORIAL SUPPLIES	6.00	1,000.00	994.00	0.6%
60780	GAS, LUBE, OIL, AND DIESEL	223.40	300.00	76.60	74.4%
60790		.00	280.00	280.00	0.0%
68990	TOTAL MATERIALS, SUPPLIES AND SERVICE	149,229.43	187,383.00	38,153.57	79.6%

17.25

BUDGET REPORT

5-31-84

PAGE 15

		EXPENDITURES TO DATE	TOTAL APPROPRIATION	UNENCUMBERED BALANCE	UNEXPENDED BALANCE	% EXPND
71000	CAPITAL OUTLAY					
71005	OFFICE EQUIPMENT	493.47	650.00	156.53	156.53	75.9%
71025	EQUIPMENT - MAJOR	1,861.24	6,000.00	4,138.76	4,138.76	31.0%
71102	PROTECTIVE EQUIPMENT	852.45	390.00	462.45	462.45	218.5%
71190	MISCELLANEOUS TOOLS	186.31	570.00	383.69	383.69	32.6%
72210	CONSTRUCTION - NEW LINES\BORES	87,875.22	76,500.00	11,375.22-	11,375.22-	114.8%
74999	TOTAL CAPITAL OUTLAY	91,268.69	84,110.00	7,158.69	7,158.69	108.5%
91010	TRANSFER TO OTHER FUNDS	.00	516,270.00	516,270.00	516,270.00	0.0%
92000	CONTINGENCIES	.00	4,998.00	4,998.00	4,998.00	0.0%
92100	CONTINGENCIES	.00	4,998.00	4,998.00	4,998.00	0.0%
92190	TOTAL CONTINGENCIES	.00	4,998.00	4,998.00	4,998.00	0.0%
92990	TOTAL EXPENDITURES	332,300.51	896,330.00	564,029.49	564,029.49	37.0%

BUDGET REPORT

5-31-84

PAGE 25

	EXPENDITURES TO DATE	TOTAL APPROPRIATION	UNENCUMBERED BALANCE	UNEXPENDED BALANCE	% EXPRD
60000	WATER OPERATING FUND				
	MATERIALS, SUPPLIES AND SERVICES				
60100	16,750.68	23,000.00	6,249.32	6,249.32	72.8%
60104	106.00	250.00	144.00	144.00	42.4%
60200	1,666.48	1,000.00	666.48-	666.48-	166.6%
60300	385.82	400.00	14.18	14.18	95.4%
60301	654.02	400.00	254.02-	254.02-	163.5%
60350	404.00	1,000.00	596.00	596.00	40.4%
60400	319.05	1,000.00	680.95	680.95	31.9%
60401	38,670.18	4,960.00	33,710.18-	33,710.18-	779.6%
60475	1,259.00	1,259.00	.00	.00	100.0%
60570	893.96	2,300.00	1,406.04	1,406.04	38.8%
60580	1,186.00	3,500.00	2,314.00	2,314.00	33.8%
60590	644.56	350.00	294.56-	294.56-	184.1%
60600	353.18	250.00	103.18-	103.18-	141.2%
60631	42.03	600.00	557.97	557.97	7.0%
60650	.00	50.00	50.00	50.00	0.0%
60660	17.77	300.00	282.23	282.23	5.9%
60680	794.97	1,640.00	845.03	845.03	48.4%
60700	43.55	150.00	106.45	106.45	29.0%
60701	25.50	200.00	174.50	174.50	12.7%
60710	2,662.22	4,500.00	1,837.78	1,837.78	59.1%
60720	3,324.66	10,120.00	6,795.34	6,795.34	32.8%
60721	70.25	.00	70.25-	70.25-	
60730	732.48	1,663.00	930.52	930.52	44.0%
60731	77,493.89	83,890.00	6,396.11	6,396.11	92.3%
60732	17,641.33	8,828.00	8,813.33-	8,813.33-	199.8%
60740	.00	.00	.00	.00	
60750	502.46	500.00	2.46-	2.46-	100.4%
60760	146.48	600.00	453.52	453.52	24.4%
60770	6.00	1,000.00	994.00	994.00	0.6%
60780	46.03	200.00	153.97	153.97	23.0%
60800	334.03	300.00	34.03-	34.03-	111.3%
60820	199.16	200.00	.84	.84	99.5%
68990	167,375.76	154,410.00	12,965.76-	12,965.76-	108.3%
71000	CAPITAL OUTLAY				
71005	541.09	650.00	108.91	108.91	83.2%
71010	8,737.63	5,500.00	3,237.63-	3,237.63-	138.8%
71102	313.98	200.00	113.98-	113.98-	156.9%
71190	833.54	700.00	133.54-	133.54-	119.0%
71312	.00	9,564.00	9,564.00	9,564.00	0.0%
71315	2,435.00	12,000.00	9,565.00	9,565.00	20.2%
72210	267,121.96	238,000.00	29,121.96-	29,121.96-	112.2%
72301	55.00	5,425.00	5,370.00	5,370.00	1.0%
72303	27,935.92	49,414.00	21,478.08	21,478.08	56.5%
74525	56,681.53	36,000.00	20,681.53-	20,681.53-	157.4%

47,21

BUDGET REPORT

5-31-84

PAGE 26

		EXPENDITURES TO DATE	TOTAL APPROPRIATION	UNENCUMBERED BALANCE	UNEXPENDED BALANCE	% EXPND
74999	TOTAL CAPITAL OUTLAY	364,655.65	357,453.00	7,202.65	7,202.65	102.0%
91000	INTERFUND TRANSFERS					
91010	TRANSFER TO OTHER FUNDS	49,055.00	136,016.00	86,961.00	86,961.00	36.0%
91990	TOTAL INTERFUND TRANSFERS	49,055.00	136,016.00	86,961.00	86,961.00	36.0%
92000	CONTINGENCIES					
92100	CONTINGENCIES	.00	10,000.00	10,000.00	10,000.00	0.0%
92190	TOTAL CONTINGENCIES	.00	10,000.00	10,000.00	10,000.00	0.0%
92210	UNAPPROPRIATED	.00	311,000.00	311,000.00	311,000.00	0.0%
92990	TOTAL EXPENDITURES	381,086.41	968,879.00	387,792.59	387,792.57	59.9%

BUDGET REPORT

5-31-84

PAGE 42

		EXPENDITURES TO DATE	TOTAL APPROPRIATION	UNENCUMBERED BALANCE	UNEXPENDED BALANCE	% EXPND
	FEDERAL REVENUE SHARING FUND					
60000	MATERIALS, SUPPLIES AND SERVICES					
60475	ACCOUNTANT - AUDIT	250.00	.00	250.00-	250.00-	
60580	OTHER CONTRACTURAL SERVICES	23,749.84	25,201.00	1,431.16	1,431.16	94.3%
60711	INTEREST EXPENSE	1,646.28	.00	1,646.28-	1,646.28-	
60712	PRINCIPAL EXPENSE	2,309.22	.00	2,309.22-	2,309.22-	
60740	OTHER SERVICES	223.79	1,500.00	1,276.21	1,276.21	14.9%
68990	TOTAL MATERIALS, SUPPLIES AND SERVICES	28,199.13	26,701.00	1,498.13-	1,498.13-	105.6%
91000	INTERFUND TRANSFERS					
91010	TRANSFER TO OTHER FUNDS	190,500.00	223,160.00	32,660.00	32,660.00	85.3%
91990	TOTAL INTERFUND TRANSFERS	190,500.00	223,160.00	32,660.00	32,660.00	85.3%
92000	CONTINGENCIES					
92100	CONTINGENCIES	.00	4,345.00	4,345.00	4,345.00	0.0%
92190	TOTAL CONTINGENCIES	.00	4,345.00	4,345.00	4,345.00	0.0%
92990	TOTAL EXPENDITURES	218,499.13	254,206.00	35,506.87	35,506.87	86.0%

BUDGET REPORT

5-31-84

PAGE 72

	EXPENDITURES TO DATE	TOTAL APPROPRIATION	UNENCUMBERED BALANCE	UNEXPENDED BALANCE	% EXPND
95711					
95712					
71312					
71901					
24601					
22100					
22990					

CAPITAL PROJECTS - CITY HALL FUND

INTEREST EXPENSE

.00

.00

.00

.00

PRINCIPAL EXPENSE

.00

.00

.00

.00

BUILDING AND GROUNDS IMPROVEMENTS

1,957.44

34,000.00

32,042.56

32,042.56

5.7%

ARCHITECTURAL FEES

5,157.70

6,440.00

1,282.30

1,282.30

80.0%

CITY HALL CONSTRUCTION

191,152.70

184,035.00

27,117.70

27,117.70

116.5%

CONTINGENCIES

.00

22,806.00

22,806.00

22,806.00

0.0%

TOTAL EXPENDITURES

198,267.84

227,281.00

29,013.16

29,013.16

87.2%

2
3
4
5
6
7
8
9
10
11
12
13
14
15
16
17
18
19
20
21
22
23
24
25
26
27
28
29
30
31
32
33
34
35
36
37
38
39
40
41
42
43
44
45
46
47
48
49
50
51
52
53
54
55
56
57
58
59
60
61
62
63
64
65
66
67
68
69
70
71
72
73
74